LABOR RELATIONS

UNITED STATES POSTAL SERVICE

June 30, 2011

Mr. Cliff Guffey
President
American Postal Workers
Union (APWU), AFL-CIO
1300 L Street, NW
Washington, DC 20005-4128

Certified Mail Tracking Number:
7099 3400 0009 0515 9506

Fax: (202) 842-4297

Dear Cliff:

This is to inform you of the Postal Service's decision to consolidate all originating mail processing operations at the following Western Area location:

- Hays, Kansas Customer Service Mail Processing Center (CSMPC) into Salina, Kansas CSMPC

After review, it was decided that this consolidation is in the best interest of the Postal Service. Implementation of this AMP is expected to be completed by October 2011. Enclosed, per your request is a copy of the completed study.

The Postal Service must continually look to improve productivity and increase efficiency while maintaining excellent service. The decline in mail volume and revenues due to the economic downturn has only heightened the need for such improvements. These consolidations will allow us to accomplish this goal by making better use of excess space, staffing, and equipment, and to process mail more efficiently.

We have redacted information from the study in accordance with our standard practice. We have also redacted mailer names, companies, and titles that were notified of the study. The mailer names, companies, and titles do not appear to be relevant to the Union's representational responsibilities. Volume numbers associated with service standard changes have also been redacted. This data is commercially sensitive and could be advantageous to our competitors. In order to protect market share, the Postal Service must protect the confidentiality of this information.

It is projected that this consolidation will result in significant savings for the Postal Service. Some affected career employees may be reassigned to the gaining facility or to other vacant positions. Reassignments will be made in accordance with the collective bargaining agreement.

If you have questions, or need additional information, please contact Jacqueline Adona at (202) 268-3800.

Sincerely,

Patrick M. Devine
Acting Manager
Contract Administration (APWU)

Enclosure

JUL - 6 2011

475 L'ENFANT PLAZA SW
WASHINGTON DC 20260-4100
WWW.USPS.COM

(CA2011-538)

----- AMP Data Entry Page -----

1. Losing Facility Information

Type of Distribution to Consolidate:	Originating	MODS/BPI Office
Facility Name & Type:	Hays PO	
Street Address:	706 Fort St.	
City:	Hays	
State:	KS	
5D Facility ZIP Code:	67601	
District:	Central Plains	
Area:	Western	
Finance Number:	[redacted]	
Current 3D ZIP Code(s):	676	
Miles to Gaining Facility:	97.8 Miles	
EXFC office:	Yes	
Postmaster:	Thomas B. Lippert	
A/Senior Plant Manager:	Roy T. Reynolds	
A/District Manager:	Rick J. Pivovar	
Facility Type after AMP:	Post Office	

2. Gaining Facility Information

Facility Name & Type:	Salina CSMPC
Street Address:	211 E Ash St
City:	Salina
State:	KS
5D Facility ZIP Code:	67401
District:	Central Plains
Area:	Western
Finance Number:	[redacted]
Current 3D ZIP Code(s):	669,674
EXFC office:	Yes
Postmaster:	C. Richard Brake
A/Senior Plant Manager:	Roy T. Reynolds
A/District Manager:	Rick J. Pivovar

3. Background Information

Start of Study:	03/11/11
Date Range of Data:	Jan-01-2010 : Dec-31-2010
Processing Days per Year:	310
Bargaining Unit Hours per Year:	1,750
EAS Hours per Year:	1,825

Date of HQ memo, *DAR Factors/Cost of Borrowing/ New Facility Start-up Costs Update*	May 7, 2010
Date & Time this workbook was last saved:	**6/27/2011 8:29**

4. Other Information

Area Vice President:	Sylvester Black
Vice President, Network Operations:	David E. Williams
Area AMP Coordinator:	Steve Murray
HQ AMP Coordinator:	Jug S. Bedi

rev 08/13/2009

Approval Signatures

Last Saved: March 31, 2011

Losing Facility Name and Type: Hays PO
Street Address: 706 Fort St.
City: Hays
State: KS
Facility ZIP Code: 67601
Finance Number: 19-3960
Current 3D ZIP Code(s): 676

Type of Distribution to Consolidate: Orig & Dest

Gaining Facility Name and Type: Salina CSMPC
Street Address: 211 E Ash St
City: Salina
State: KS
Facility ZIP Code: 67401
Finance Number: 19-8063
Current 3D ZIP Code(s): 669,674

ACKNOWLEDGEMENT OF ACCOUNTABILITY - I acknowledge that I am accountable for respecting and supporting the integrity of all official postal reporting systems, including financial reports and those relating to compliance with contracting, complement, or similar efforts involving the investment and expenditure of funds, as well as all systems to service to our customers.

LOSING FACILITY:

	Printed Name	Signature	Date
Postmaster or Plant Manager:	Thomas B. Lippert	Thomas B. Lippert	6/13/11
Senior Plant Manager:	Roy T. Reynolds	Roy Reynolds	6/14/11
District Manager:	Rick J. Pivovar	Rick Pivovar	6-14-11

GAINING FACILITY:

	Printed Name	Signature	Date
Plant Manager:	C. Richard Brake	C. Richard Brake	06/10/2011
Senior Plant Manager:	Roy T. Reynolds	Roy Reynolds	6/14/11
District Manager:	Rick J. Pivovar	Rick Pivovar	6-14-11

AREA OFFICE:

	Printed Name	Signature	Date
Area Vice President:	Sylvester Black	Sylvester Black	6/16/11

Implementation Date: _____

HEADQUARTERS:

Approved: ☑ **Disapproved:** ☐

	Printed Name	Signature	Date
Vice President, Network Operations:	David E. Williams	David E. Williams	6/24/11

Comments: _____

rev 12/31/2008

Executive Summary

Last Saved: June 20, 2011

Losing Facility Name and Type: Hays PO
Street Address: 706 Fort St.
City, State: Hays, KS
Current 3D ZIP Code(s): 676
Type of Distribution to Consolidate: Originating
Miles to Gaining Facility: 97.8 Miles

Gaining Facility Name and Type: Salina CSMPC
Current 3D ZIP Code(s): 669,674

Summary of AMP Worksheets

Savings/Costs

Mail Processing Craft Workhour Savings =	$171,064	from *Workhour Costs - Proposed*
Non-MP Craft/EAS + Shared LDCs Workhour Savings (less Maint/Trans) =	$0	from *Other Curr vs Prop*
PCES/EAS Supervisory Workhour Savings =	$0	from *Other Curr vs Prop*
Transportation Savings =	($81,593)	from *Transportation (HCR and PVS)*
Maintenance Savings =	$0	from *Maintenance*
Space Savings =	$0	from *Space Evaluation and Other Costs*
Total Annual Savings =	$89,471	
Total One-Time Costs =	$0	from *Space Evaluation and Other Costs*
Total First Year Savings =	$89,471	

Staffing Positions

Craft Position Loss =	3	from *Staffing - Craft*
PCES/EAS Position Loss =	(2)	from *Staffing - PCES/EAS*

Volume

Total FHP to be Transferred (Average Daily Volume) =	N/A	from *Workhour Costs - Current*
Current FHP at Gaining Facility (Average Daily Volume) =	0	from *Workhour Costs - Current*
Losing Facility Cancellation Volume (Average Daily Volume) =	N/A	(= Total TPH / Operating Days)

Service

Service Standard Impacts by ADV	UPGRADED	DOWNGRADED	Unchanged + Upgrades	Unchanged + Upgrades
	ADV	ADV	ADV	%
First-Class Mail®	12,192	4,169	266,034	98.5%
Priority Mail®	120	46	3,700	98.8%
Package Services	26	0	3,132	100.0%
Periodicals	N/A*	N/A*	N/A*	N/A*
Standard Mail	N/A*	N/A*	N/A*	N/A*

Code to destination 3-digit ZIP Code volume is not available

rev 10/15/2009

Summary Narrative

Last Saved: June 27, 2011

Losing Facility Name and Type: Hays PO

Current 3D ZIP Code(s): 676

Type of Distribution to Consolidate: Originating

Gaining Facility Name and Type: Salina CSMPC

Current 3D ZIP Code(s): 669,674

BACKGROUND

This is a summary of the feasibility study for the consolidation of all originating mail from the Hays KS Post Office (676) to the Salina KS CSMPC (669, 674). This study was conducted to determine the feasibility of relocating the distribution processing operations 104 miles from Hays into Salina every day Monday thru Friday. Salina's originating mail is currently processed at Wichita KS P & DC on Saturdays only.

FINANCIAL SUMMARY

The annual baseline date for this AMP feasibility study is taken from the period of January 1, 2010 – December 31, 2010. Financial savings proposed for the consolidation of originating mail volume from the Hays KS PO into the Salina KS CSMPC are:

Total First Year Savings	$ 89,471
Total Annual Savings	$ 89,471

CUSTOMER & SERVICE IMPACTS

There are 14 3-digit service pair upgrades and 3 service-pair downgrades for First Class and Priority Mail with the implementation of the AMP.

The BMEU and retail unit located at the Hays KS PO will not be affected if the AMP is implemented. Local collection box pick up times will be adjusted at 25 Associate Offices to meet new transportation schedules to support the AMP, but there will be no changes in delivery times to these offices with the AMP implementation, and a local postmark will continue to be available at retail service locations.

TRANSPORTATION

Transportation supporting the Hays AMP feasibility study contains only HCR service. Existing HCR feeder routes times for Associate Offices will be modified as necessary to connect with the new and existing routes for the transportation of originating mail to and from the Salina KS CSMPC. This will increase transportation costs by $81,593.

EMPLOYEE IMPACTS

Craft staffing reduction in Hays includes the reduction of 4 Function Four Clerks with Salina adding an additional 1 Mail Handler position. Management staffing in Hays will not change. But Salina showing an increase of 2, this is because currently there are 2 positions vacant, (Manager of Maintenance and Supervisor, Customer services). If the AMP is approved and implemented, there will be a net decrease of 3 craft and increase of 2 management positions.

As a matter of policy, the Postal Service follows the Worker Adjustment and Retaining Notification Act's ("WARN") notification requirements when the number of employees experiencing an employment loss within the meaning of WARN would trigger WARN's requirements. Some or all of the impacted employees described above may not experience an employment loss within the meaning of WARN due to transfers or reassignments.

rev 06/10/2009

Summary Narrative *(continued)*

Management and Craft Staffing Impacts

	Hays			Salina			Net Diff
	Total Current On-Rolls	Total Proposed	Diff	Total Current On-Rolls	Total Proposed	Diff	
Craft [1]	45	41	(4)	89	90	1	(3)
Management	3	3	-	3	5	2	2

[1] Craft = FTR+PTR+PTF+Casuals

Mail Processing Management to Craft Ratio

Management to Craft [2] Ratios	Current		Proposed	
	SDOs to Craft [1] (1:25 target)	MDOs+SDOs to Craft [1] (1:22 target)	SDOs to Craft [1] (1:25 target)	MDOs+SDOs to Craft [1] (1:22 target)
Hays	#DIV/0!	#DIV/0!	#DIV/0!	#DIV/0!
Salina	#DIV/0!	#DIV/0!	#DIV/0!	#DIV/0!

[1] Craft = FTR+PTR+PTF+Casuals
[2] Craft = F1 + F4 at Losing; F1 only at Gaining

As there are currently or in future no Function-1 craft or EAS staff, the 1:22 and 1:25 ratios are not calculated.

SPACE IMPACTS

If the AMP feasibility study is approved, the 750 SF made available in the USPS-owned Hays Post Office will be utilized for more efficient layout of remaining operations for enhanced mail flow and supervision. The FSO will be notified of any excess space available after completion of this effort.

24 Hour Clock

Last Saved: June 27, 2011

Losing Facility Name and Type: Hays PO

Current 3D ZIP Code(s): 676

Type of Distribution to Consolidate: Originating

Gaining Facility Name and Type: Salina CSMPC

Current 3D ZIP Code(s): 669,674

BOTH LOSING & GAINIG SITES ARE FUNCTION 4 - THUS NO 24 HOURS CLOCK AVAILABLE

rev 04/2/2008

MAP

Last Saved: June 27, 2011

Losing Facility Name and Type: Hays PO
Current 3D ZIP Code(s): 676
Miles to Gaining Facility: 97.8 Miles

Gaining Facility Name and Type: Salina CSMPC
Current 3D ZIP Code(s): 669,674

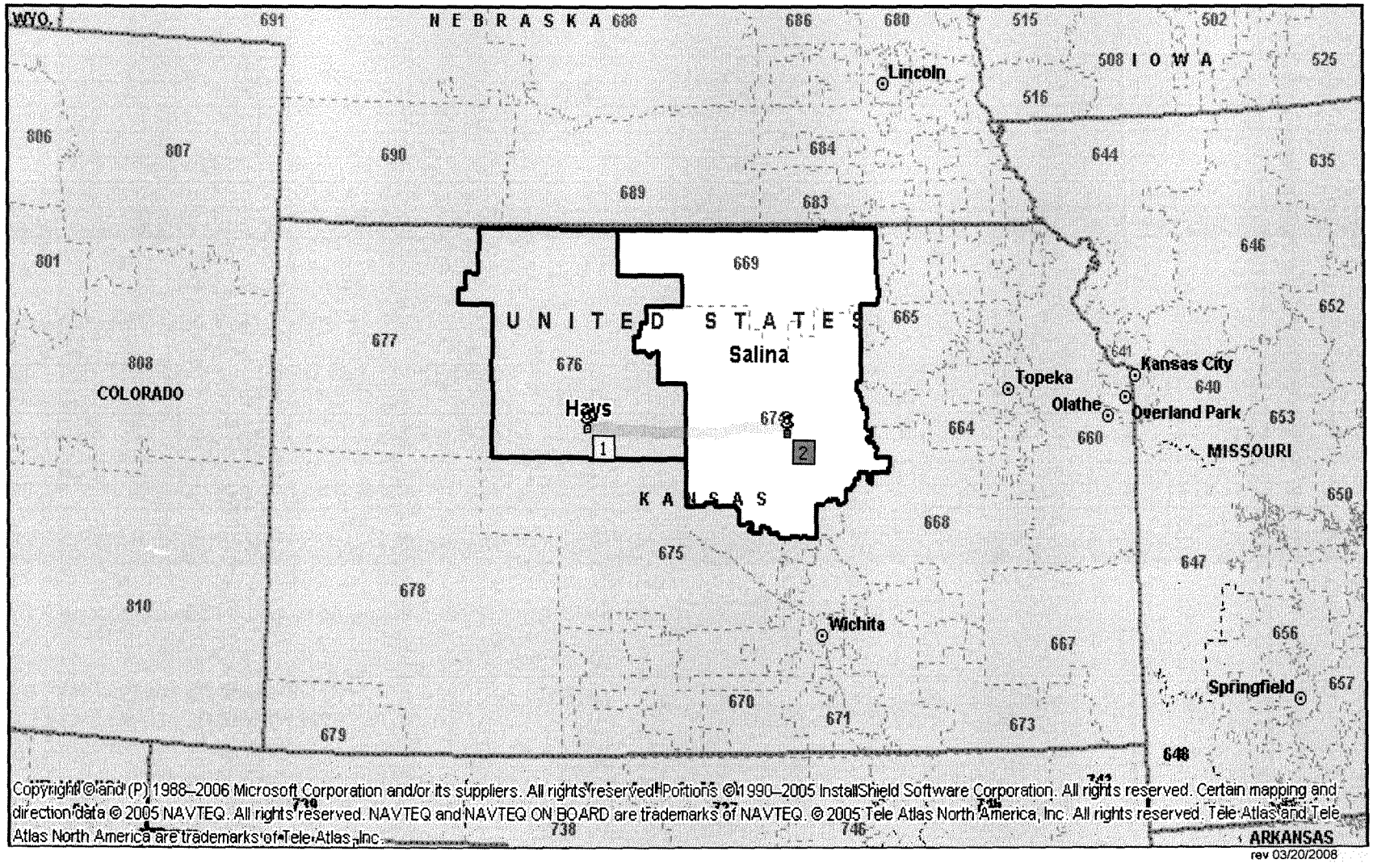

Copyright © and (P) 1988–2006 Microsoft Corporation and/or its suppliers. All rights reserved. Portions © 1990–2005 InstallShield Software Corporation. All rights reserved. Certain mapping and direction data © 2005 NAVTEQ. All rights reserved. NAVTEQ and NAVTEQ ON BOARD are trademarks of NAVTEQ. © 2005 Tele Atlas North America, Inc. All rights reserved. Tele Atlas and Tele Atlas North America are trademarks of Tele Atlas, Inc.

rev 03/20/2008

Service Standard Impacts

Last Saved: June 27, 2011

Losing Facility: Hays PO

Losing Facility 3D ZIP Code(s): 676
Gaining Facility 3D ZIP Code(s): 669,674

Based on report prepared by Network Integration Support dated: 3/16/2011

Service Standard Changes - Average Daily Volume *(data obtained from ODIS is derived from sampling and may vary from actual volume)*

	FCM						PRI		PER *		STD *		PSVC		ALL CLASSES	
	Overnight	% Change	All Others	% Change	Total	% Change	All	% Change	All	% Change	All	% Change	All	% Change	All	% Change
UPGRADE	12,192	10.0%	0	0.0%	12,192	4.5%	120	3.2%	0	0.0%	0	0.0%	26	0.8%	12,338	4.5%
DOWNGRADE	4,169	3.4%	0	0.0%	4,169	1.5%	46	1.2%	0	0.0%	0	0.0%	0	0.0%	4,215	1.5%
TOTAL	16,361	13.5%	0	0.0%	16,361	6.1%	166	4.4%	0	0.0%	0	0.0%	26	0.8%	16,553	6.0%
NET UP+NO CHNG	117,537	6.6%	148,497	0.0%	266,034	3.0%	3,700	2.0%	0	0.0%	0	0.0%	3,132	0.8%	272,865	2.9%
VOLUME TOTAL	121,705		148,497		270,203		3,746						3,132		277,080	

* - Periodical and Standard mail origin 3-digit ZIP Code to destination 3-digit ZIP Code volume is not available

Selected summary fields are transferred to the *Executive Summary*

Service Standard Changes - Pairs

	FCM						PRI		PER		STD		PSVC		ALL CLASSES	
	Overnight	% Change	All Others	% Change	Total	% Change	All	% Change	All	% Change	All	% Change	All	% Change	All	% Change
UPGRADE	14	30.4%	0	0.0%	14	0.3%	14	0.3%	22	0.4%	7	0.1%	4	0.1%	61	0.2%
DOWNGRADE	3	6.5%	0	0.0%	3	0.1%	3	0.1%	29	0.5%	1	0.0%	0	0.0%	36	0.1%
TOTAL	17	37.0%	0	0.0%	17	0.3%	17	0.3%	51	0.9%	8	0.2%	4	0.1%	97	0.4%
NET	11	23.9%	0	0.0%	11	0.2%	11	0.2%	(7)	-0.1%	6	0.1%	4	0.1%	25	0.1%

rev 10/16/2009

Stakeholders Notification

(WorkBook Tab Notification - 1) Last Saved: June 27, 2011 Stakeholder Notification Page 1

Losing Facility: Hays PO **AMP Event:** Start of Study

Employees

Stand-up Talk (Method)	03/18/2011 Date
Newsbreak (Method)	03/18/2011 Date

Employee Organizations

[redacted]

03/18/2011 Date
03/18/2011 Date
03/18/2011 Date
03/18/2011 Date
03/18/2011 Date
03/18/2011 Date
03/18/2011 Date
03/18/2011 Date
03/18/2011 Date
03/18/2011 Date
03/18/2011 Date
03/18/2011 Date
03/18/2011 Date
03/18/2011 Date
03/18/2011 Date
03/18/2011 Date

Government Officials

[redacted]

03/18/2011 Date
03/18/2011 Date
03/18/2011 Date
03/18/2011 Date

rev 07/16/2008

Stakeholders Notification (continued)

(WorkBook Tab Notification - 1)

Losing Facility: Hays PO

AMP Event: Start of Study

[redacted]	03/18/2011 Date
	03/18/2011 Date

Media

[redacted]	03/18/2011 Date

Local Mailers

[redacted]	03/18/2011 Date
	03/18/2011 Date
	03/18/2011 Date
	03/18/2011 Date
	03/18/2011 Date
	03/18/2011 Date
	03/18/2011 Date
	03/18/2011 Date
	03/18/2011 Date
	03/18/2011 Date
	03/18/2011 Date
	03/18/2011 Date
	03/18/2011 Date

rev 07/16/2008

Stakeholders Notification

(WorkBook Tab Notification - 2) Last Saved: June 27, 2011 Stakeholder Notification Page 1

Losing Facility: Hays PO **AMP Event:** Public Meeting

Meeting Location: *Lecture Hall, Hays High School* *2300 E. 13th St., Hays KS 67601*

Meeting Date: May 11, 2011

Meeting Time: 7:00 - 9:00 PM

Employees

Stand-up Talk (Method)	04/22/2011 (Date)
Newsbreak (Method)	04/22/2011 (Date)

Employee Organizations

[redacted]

04/22/2011 (Date)
04/22/2011 (Date)
04/22/2011 (Date)
04/22/2011 (Date)
04/22/2011 (Date)
04/22/2011 (Date)
04/22/2011 (Date)
04/22/2011 (Date)
04/22/2011 (Date)
04/22/2011 (Date)
04/22/2011 (Date)
04/22/2011 (Date)
04/22/2011 (Date)
04/22/2011 (Date)
04/22/2011 (Date)
04/22/2011 (Date)

Government Officials

[redacted]

04/22/2011 (Date)
04/22/2011 (Date)
04/22/2011 (Date)
04/22/2011 (Date)

Stakeholders Notification (continued)

(WorkBook Tab Notification - 2)

Losing Facility: Hays PO

AMP Event: Public Meeting

[redacted]

04/22/2011
Date

04/22/2011
Date

Media

[redacted]

04/22/2011
Date

Community Organizations/Groups

[redacted]

04/22/2011
Date

Local Mailers

[redacted]

04/22/2011
Date

04/22/2011
Date

04/22/2011
Date

04/22/2011
Date

04/22/2011
Date

04/22/2011
Date

04/22/2011
Date

04/22/2011
Date

04/22/2011
Date

04/22/2011
Date

04/22/2011
Date

04/22/2011
Date

04/22/2011
Date

Workhour Costs - Current

Last Saved: June 27, 2011

Losing Facility: Hays PO

Gaining Facility: Salina CSMPC

Date Range of Data: 01/01/10 <<=== : ===>> 12/31/10

Losing Current Workhour Rate by LDC

LDC	Function 1	LDC	Function 4
11	$0.00	41	$37.19
12	$0.00	42	$37.59
13	$0.00	43	$48.76
14	$0.00	44	$37.51
15	$0.00	45	$48.13
16	$0.00	46	$0.00
17	$0.00	47	$0.00
18	$0.00	48	$37.46

Gaining Current Workhour Rate by LDC

LDC	Function 1	LDC	Function 4
11	$0.00	41	$46.44
12	$0.00	42	$34.81
13	$0.00	43	$43.75
14	$0.00	44	$37.14
15	$0.00	45	$42.21
16	$0.00	46	$0.00
17	$0.00	47	$0.00
18	$0.00	48	$38.06

(1) Current Operation Numbers	(2) % Moved to Gaining	(3) Current Annual FHP Volume	(4) Current Annual TPH or NATPH Volume	(5) Current Annual Workhours	(6) Current Productivity (TPH or NATPH)	(7) Current Annual Workhour Costs
037	33.0%					$258,740
076	10.0%					$141,024
241	25.0%					$203,344
905	100.0%					$116,517
906	100.0%					$41,714
637						$10,975
769						$33,233

(8) Current Operation Numbers	(9) % Moved to Losing	(10) Current Annual FHP Volume	(11) Current Annual TPH or NATPH Volume	(12) Current Annual Workhours	(13) Current Productivity (TPH or NATPH)	(14) Current Annual Workhour Costs
391						$91,912
076						$80,284
241						$697,263
912						$247,094
826						$1,663
637						$24,990
769						$73,834
037						$85,315
371						$3,845
391dup						
821						$227
824						$7,450
826dup						
828						$6,808
829						$4,010
912dup						
913						$225,465

(1) Current Operation Numbers	(2) % Moved to Gaining	(3) Current Annual FHP Volume	(4) Current Annual TPH or NATPH Volume	(5) Current Annual Workhours	(6) Current Productivity (TPH or NATPH)	(7) Current Annual Workhour Costs

(8) Current Operation Numbers	(9) % Moved to Losing	(10) Current Annual FHP Volume	(11) Current Annual TPH or NATPH Volume	(12) Current Annual Workhours	(13) Current Productivity (TPH or NATPH)	(14) Current Annual Workhour Costs

(1) Current Operation Numbers	(2) % Moved to Gaining	(3) Current Annual FHP Volume	(4) Current Annual TPH or NATPH Volume	(5) Current Annual Workhours	(6) Current Productivity (TPH or NATPH)	(7) Current Annual Workhour Costs

(8) Current Operation Numbers	(9) % Moved to Losing	(10) Current Annual FHP Volume	(11) Current Annual TPH or NATPH Volume	(12) Current Annual Workhours	(13) Current Productivity (TPH or NATPH)	(14) Current Annual Workhour Costs

(1) Current Operation Numbers	(2) % Moved to Gaining	(3) Current Annual FHP Volume	(4) Current Annual TPH or NATPH Volume	(5) Current Annual Workhours	(6) Current Productivity (TPH or NATPH)	(7) Current Annual Workhour Costs

(8) Current Operation Numbers	(9) % Moved to Losing	(10) Current Annual FHP Volume	(11) Current Annual TPH or NATPH Volume	(12) Current Annual Workhours	(13) Current Productivity (TPH or NATPH)	(14) Current Annual Workhour Costs

(1) Current Operation Numbers	(2) % Moved to Gaining	(3) Current Annual FHP Volume	(4) Current Annual TPH or NATPH Volume	(5) Current Annual Workhours	(6) Current Productivity (TPH or NATPH)	(7) Current Annual Workhour Costs

(8) Current Operation Numbers	(9) % Moved to Losing	(10) Current Annual FHP Volume	(11) Current Annual TPH or NATPH Volume	(12) Current Annual Workhours	(13) Current Productivity (TPH or NATPH)	(14) Current Annual Workhour Costs

(1) Current Operation Numbers	(2) % Moved to Gaining	(3) Current Annual FHP Volume	(4) Current Annual TPH or NATPH Volume	(5) Current Annual Workhours	(6) Current Productivity (TPH or NATPH)	(7) Current Annual Workhour Costs
Totals	Moved to Gain	0	108,733,547	16,623	6,541	$761,340
	Impact to Lose	0	0	0	No Calc	$0
	Total Impact	0	108,733,547	16,623	6,541	$761,340
	Non-impacted	0	0	1,178	No Calc	$44,208
	All	0	108,733,547	17,801	6,108	$805,549

(8) Current Operation Numbers	(9) % Moved to Losing	(10) Current Annual FHP Volume	(11) Current Annual TPH or NATPH Volume	(12) Current Annual Workhours	(13) Current Productivity (TPH or NATPH)	(14) Current Annual Workhour Costs
Totals	Impact to Gain	0	112,618,974	25,108	4,485	$1,118,216
	Moved to Lose	0	0	0	No Calc	$0
	Total Impact	0	112,618,974	25,108	4,485	$1,118,216
	Non-impacted	0	0	2,706	No Calc	$98,824
	Gain Only	0	65,321,102	7,286	8,965	$333,120
	All	0	177,940,075	35,100	5,070	$1,550,160

Total FHP to be Transferred (Average Daily Volume) : 0
(This number is carried forward to AMP Worksheet *Executive Summary*)

Current FHP at Gaining Facility (Average Daily Volume) : 0
(This number is carried forward to AMP Worksheet *Executive Summary*)

Combined Current Workhour Annual Workhour Costs : $2,355,708
(This number is carried forward to the bottom of AMP Worksheet *Workhour Costs-Proposed*)

Comb Totals	Impact to Gain	0	221,352,521	41,731	5,304	$1,879,556
	Impact to Lose	0	0	0	No Calc	$0
	Total Impact	0	221,352,521	41,731	5,304	$1,879,556
	Non-impacted	0	0	3,884	No Calc	$143,032
	Gain Only	0	65,321,102	7,286	8,965	$333,120
	All	0	286,673,622	52,901	5,419	$2,355,708

rev 06/11/2008

Workhour Costs - Proposed

Last Saved: June 27, 2011

Losing Facility: Hays PO

(1) Proposed Operation Numbers	(2) Proposed Annual FHP Volume	(3) Proposed Annual TPH or NATPH Volume	(4) Proposed Annual Workhours	(5) Proposed Productivity (TPH or NATPH)	(6) Proposed Annual Workhour Costs
037	[redacted]				$173,356
076					$126,922
241					$152,508
905					$0
906					$0
637					$10,975
769					$33,233
			0	No Calc	
			0	No Calc	
			0	No Calc	
			0	No Calc	
			0	No Calc	
			0	No Calc	
			0	No Calc	
			0	No Calc	
			0	No Calc	
			0	No Calc	
			0	No Calc	
			0	No Calc	
			0	No Calc	
			0	No Calc	
			0	No Calc	
			0	No Calc	
			0	No Calc	
			0	No Calc	
			0	No Calc	
			0	No Calc	
			0	No Calc	
			0	No Calc	
			0	No Calc	
			0	No Calc	
			0	No Calc	
			0	No Calc	
			0	No Calc	
			0	No Calc	
			0	No Calc	
			0	No Calc	
			0	No Calc	
			0	No Calc	
			0	No Calc	
			0	No Calc	
			0	No Calc	
			0	No Calc	
			0	No Calc	
			0	No Calc	
			0	No Calc	
			0	No Calc	
			0	No Calc	
			0	No Calc	

Gaining Facility: Salina CSMPC

(7) Proposed Operation Numbers	(8) Proposed Annual FHP Volume	(9) Proposed Annual TPH or NATPH Volume	(10) Proposed Annual Workhours	(11) Proposed Productivity (TPH or NATPH)	(12) Proposed Annual Workhour Costs
391	[redacted]				$91,903
076					$92,928
241					$709,827
912					$392,599
826					$53,755
637					$24,990
769					$73,834
037					$0
371					$3,854
391dup					$0
821					$227
824					$7,450
826dup					$0
828					$6,808
829					$4,010
912dup					$0
913					$225,465
			0	No Calc	
			0	No Calc	
			0	No Calc	
			0	No Calc	
			0	No Calc	
			0	No Calc	
			0	No Calc	
			0	No Calc	
			0	No Calc	
			0	No Calc	
			0	No Calc	
			0	No Calc	
			0	No Calc	
			0	No Calc	
			0	No Calc	
			0	No Calc	
			0	No Calc	
			0	No Calc	
			0	No Calc	
			0	No Calc	
			0	No Calc	
			0	No Calc	
			0	No Calc	
			0	No Calc	
			0	No Calc	
			0	No Calc	
			0	No Calc	
			0	No Calc	
			0	No Calc	
			0	No Calc	
			0	No Calc	
			0	No Calc	
			0	No Calc	

(1) Proposed Operation Numbers	(2) Proposed Annual FHP Volume	(3) Proposed Annual TPH or NATPH Volume	(4) Proposed Annual Workhours	(5) Proposed Productivity (TPH or NATPH)	(6) Proposed Annual Workhour Costs
			0	No Calc	
			0	No Calc	
			0	No Calc	
			0	No Calc	
			0	No Calc	
			0	No Calc	
			0	No Calc	
			0	No Calc	
			0	No Calc	
			0	No Calc	
			0	No Calc	
			0	No Calc	
			0	No Calc	
			0	No Calc	
			0	No Calc	
			0	No Calc	
			0	No Calc	
			0	No Calc	
			0	No Calc	
			0	No Calc	
			0	No Calc	
			0	No Calc	
			0	No Calc	
			0	No Calc	
			0	No Calc	
			0	No Calc	
			0	No Calc	
			0	No Calc	
			0	No Calc	
			0	No Calc	
			0	No Calc	
			0	No Calc	
			0	No Calc	
			0	No Calc	
			0	No Calc	
			0	No Calc	
			0	No Calc	
			0	No Calc	
			0	No Calc	
			0	No Calc	
			0	No Calc	
			0	No Calc	
			0	No Calc	
			0	No Calc	
			0	No Calc	
			0	No Calc	
			0	No Calc	
			0	No Calc	
			0	No Calc	
			0	No Calc	
			0	No Calc	
			0	No Calc	
			0	No Calc	
			0	No Calc	
			0	No Calc	
			0	No Calc	

(7) Proposed Operation Numbers	(8) Proposed Annual FHP Volume	(9) Proposed Annual TPH or NATPH Volume	(10) Proposed Annual Workhours	(11) Proposed Productivity (TPH or NATPH)	(12) Proposed Annual Workhour Costs
			0	No Calc	
			0	No Calc	
			0	No Calc	
			0	No Calc	
			0	No Calc	
			0	No Calc	
			0	No Calc	
			0	No Calc	
			0	No Calc	
			0	No Calc	
			0	No Calc	
			0	No Calc	
			0	No Calc	
			0	No Calc	
			0	No Calc	
			0	No Calc	
			0	No Calc	
			0	No Calc	
			0	No Calc	
			0	No Calc	
			0	No Calc	
			0	No Calc	
			0	No Calc	
			0	No Calc	
			0	No Calc	
			0	No Calc	
			0	No Calc	
			0	No Calc	
			0	No Calc	
			0	No Calc	
			0	No Calc	
			0	No Calc	
			0	No Calc	
			0	No Calc	
			0	No Calc	
			0	No Calc	
			0	No Calc	
			0	No Calc	
			0	No Calc	
			0	No Calc	
			0	No Calc	
			0	No Calc	
			0	No Calc	
			0	No Calc	
			0	No Calc	
			0	No Calc	
			0	No Calc	
			0	No Calc	
			0	No Calc	
			0	No Calc	
			0	No Calc	
			0	No Calc	
			0	No Calc	
			0	No Calc	
			0	No Calc	
			0	No Calc	

(1) Proposed Operation Numbers	(2) Proposed Annual FHP Volume	(3) Proposed Annual TPH or NATPH Volume	(4) Proposed Annual Workhours	(5) Proposed Productivity (TPH or NATPH)	(6) Proposed Annual Workhour Costs
			0	No Calc	
			0	No Calc	
			0	No Calc	
			0	No Calc	
			0	No Calc	
			0	No Calc	
			0	No Calc	
			0	No Calc	
			0	No Calc	
			0	No Calc	
			0	No Calc	
			0	No Calc	
			0	No Calc	
			0	No Calc	
			0	No Calc	
			0	No Calc	
			0	No Calc	
			0	No Calc	
			0	No Calc	
			0	No Calc	
			0	No Calc	
			0	No Calc	
			0	No Calc	
			0	No Calc	
			0	No Calc	
			0	No Calc	
			0	No Calc	
			0	No Calc	
			0	No Calc	
			0	No Calc	
			0	No Calc	
			0	No Calc	
			0	No Calc	
			0	No Calc	
			0	No Calc	
			0	No Calc	
			0	No Calc	
			0	No Calc	
			0	No Calc	
			0	No Calc	
			0	No Calc	
			0	No Calc	
			0	No Calc	
			0	No Calc	
			0	No Calc	
			0	No Calc	
			0	No Calc	
			0	No Calc	
			0	No Calc	
			0	No Calc	
			0	No Calc	
			0	No Calc	
			0	No Calc	
			0	No Calc	
			0	No Calc	
			0	No Calc	

(7) Proposed Operation Numbers	(8) Proposed Annual FHP Volume	(9) Proposed Annual TPH or NATPH Volume	(10) Proposed Annual Workhours	(11) Proposed Productivity (TPH or NATPH)	(12) Proposed Annual Workhour Costs
			0	No Calc	
			0	No Calc	
			0	No Calc	
			0	No Calc	
			0	No Calc	
			0	No Calc	
			0	No Calc	
			0	No Calc	
			0	No Calc	
			0	No Calc	
			0	No Calc	
			0	No Calc	
			0	No Calc	
			0	No Calc	
			0	No Calc	
			0	No Calc	
			0	No Calc	
			0	No Calc	
			0	No Calc	
			0	No Calc	
			0	No Calc	
			0	No Calc	
			0	No Calc	
			0	No Calc	
			0	No Calc	
			0	No Calc	
			0	No Calc	
			0	No Calc	
			0	No Calc	
			0	No Calc	
			0	No Calc	
			0	No Calc	
			0	No Calc	
			0	No Calc	
			0	No Calc	
			0	No Calc	
			0	No Calc	
			0	No Calc	
			0	No Calc	
			0	No Calc	
			0	No Calc	
			0	No Calc	
			0	No Calc	
			0	No Calc	
			0	No Calc	
			0	No Calc	
			0	No Calc	
			0	No Calc	
			0	No Calc	
			0	No Calc	
			0	No Calc	
			0	No Calc	
			0	No Calc	
			0	No Calc	
			0	No Calc	
			0	No Calc	

(1) Proposed Operation Numbers	(2) Proposed Annual FHP Volume	(3) Proposed Annual TPH or NATPH Volume	(4) Proposed Annual Workhours	(5) Proposed Productivity (TPH or NATPH)	(6) Proposed Annual Workhour Costs
			0	No Calc	
			0	No Calc	
			0	No Calc	
			0	No Calc	
			0	No Calc	
			0	No Calc	
			0	No Calc	
			0	No Calc	
			0	No Calc	
			0	No Calc	
			0	No Calc	
			0	No Calc	
			0	No Calc	
			0	No Calc	
			0	No Calc	
			0	No Calc	
			0	No Calc	
			0	No Calc	
			0	No Calc	
			0	No Calc	
			0	No Calc	
			0	No Calc	
			0	No Calc	
			0	No Calc	
			0	No Calc	
			0	No Calc	
			0	No Calc	
			0	No Calc	
			0	No Calc	
			0	No Calc	
			0	No Calc	
			0	No Calc	
			0	No Calc	
			0	No Calc	
			0	No Calc	
			0	No Calc	
			0	No Calc	
			0	No Calc	
			0	No Calc	
			0	No Calc	
			0	No Calc	
			0	No Calc	
			0	No Calc	
			0	No Calc	
			0	No Calc	
			0	No Calc	
			0	No Calc	
			0	No Calc	
			0	No Calc	
			0	No Calc	
			0	No Calc	
			0	No Calc	
			0	No Calc	
			0	No Calc	
			0	No Calc	
			0	No Calc	

(7) Proposed Operation Numbers	(8) Proposed Annual FHP Volume	(9) Proposed Annual TPH or NATPH Volume	(10) Proposed Annual Workhours	(11) Proposed Productivity (TPH or NATPH)	(12) Proposed Annual Workhour Costs
			0	No Calc	
			0	No Calc	
			0	No Calc	
			0	No Calc	
			0	No Calc	
			0	No Calc	
			0	No Calc	
			0	No Calc	
			0	No Calc	
			0	No Calc	
			0	No Calc	
			0	No Calc	
			0	No Calc	
			0	No Calc	
			0	No Calc	
			0	No Calc	
			0	No Calc	
			0	No Calc	
			0	No Calc	
			0	No Calc	
			0	No Calc	
			0	No Calc	
			0	No Calc	
			0	No Calc	
			0	No Calc	
			0	No Calc	
			0	No Calc	
			0	No Calc	
			0	No Calc	
			0	No Calc	
			0	No Calc	
			0	No Calc	
			0	No Calc	
			0	No Calc	
			0	No Calc	
			0	No Calc	
			0	No Calc	
			0	No Calc	
			0	No Calc	
			0	No Calc	
			0	No Calc	
			0	No Calc	
			0	No Calc	
			0	No Calc	
			0	No Calc	
			0	No Calc	
			0	No Calc	
			0	No Calc	
			0	No Calc	
			0	No Calc	
			0	No Calc	
			0	No Calc	
			0	No Calc	
			0	No Calc	
			0	No Calc	
			0	No Calc	

(1) Proposed Operation Numbers	(2) Proposed Annual FHP Volume	(3) Proposed Annual TPH or NATPH Volume	(4) Proposed Annual Workhours	(5) Proposed Productivity (TPH or NATPH)	(6) Proposed Annual Workhour Costs
			0	No Calc	
			0	No Calc	
			0	No Calc	
			0	No Calc	
			0	No Calc	
			0	No Calc	
			0	No Calc	
			0	No Calc	
			0	No Calc	
			0	No Calc	
			0	No Calc	
			0	No Calc	
			0	No Calc	
			0	No Calc	
			0	No Calc	
			0	No Calc	
			0	No Calc	
			0	No Calc	
			0	No Calc	
			0	No Calc	
			0	No Calc	
			0	No Calc	
			0	No Calc	
			0	No Calc	
			0	No Calc	
			0	No Calc	
			0	No Calc	
			0	No Calc	
			0	No Calc	
			0	No Calc	
			0	No Calc	
			0	No Calc	
			0	No Calc	
			0	No Calc	
			0	No Calc	
			0	No Calc	
			0	No Calc	
			0	No Calc	
			0	No Calc	
			0	No Calc	
			0	No Calc	
			0	No Calc	
			0	No Calc	
			0	No Calc	
			0	No Calc	
			0	No Calc	
			0	No Calc	
			0	No Calc	
			0	No Calc	
			0	No Calc	
			0	No Calc	
			0	No Calc	
			0	No Calc	
			0	No Calc	
			0	No Calc	
			0	No Calc	

(7) Proposed Operation Numbers	(8) Proposed Annual FHP Volume	(9) Proposed Annual TPH or NATPH Volume	(10) Proposed Annual Workhours	(11) Proposed Productivity (TPH or NATPH)	(12) Proposed Annual Workhour Costs
			0	No Calc	
			0	No Calc	
			0	No Calc	
			0	No Calc	
			0	No Calc	
			0	No Calc	
			0	No Calc	
			0	No Calc	
			0	No Calc	
			0	No Calc	
			0	No Calc	
			0	No Calc	
			0	No Calc	
			0	No Calc	
			0	No Calc	
			0	No Calc	
			0	No Calc	
			0	No Calc	
			0	No Calc	
			0	No Calc	
			0	No Calc	
			0	No Calc	
			0	No Calc	
			0	No Calc	
			0	No Calc	
			0	No Calc	
			0	No Calc	
			0	No Calc	
			0	No Calc	
			0	No Calc	
			0	No Calc	
			0	No Calc	
			0	No Calc	
			0	No Calc	
			0	No Calc	
			0	No Calc	
			0	No Calc	
			0	No Calc	
			0	No Calc	
			0	No Calc	
			0	No Calc	
			0	No Calc	
			0	No Calc	
			0	No Calc	
			0	No Calc	
			0	No Calc	
			0	No Calc	
			0	No Calc	
			0	No Calc	
			0	No Calc	
			0	No Calc	
			0	No Calc	
			0	No Calc	
			0	No Calc	
			0	No Calc	
			0	No Calc	

(1) Proposed Operation Numbers	(2) Proposed Annual FHP Volume	(3) Proposed Annual TPH or NATPH Volume	(4) Proposed Annual Workhours	(5) Proposed Productivity (TPH or NATPH)	(6) Proposed Annual Workhour Costs
			0	No Calc	
			0	No Calc	
			0	No Calc	
			0	No Calc	
			0	No Calc	
			0	No Calc	
			0	No Calc	
			0	No Calc	
			0	No Calc	
			0	No Calc	
			0	No Calc	
			0	No Calc	
			0	No Calc	
			0	No Calc	
			0	No Calc	
			0	No Calc	
			0	No Calc	
			0	No Calc	
			0	No Calc	
			0	No Calc	
			0	No Calc	
			0	No Calc	
			0	No Calc	
			0	No Calc	
			0	No Calc	
			0	No Calc	
			0	No Calc	
			0	No Calc	
			0	No Calc	
			0	No Calc	
			0	No Calc	
			0	No Calc	
			0	No Calc	
			0	No Calc	
			0	No Calc	
			0	No Calc	
Moved to Gain	0	23,454,456	9,285	2,526	$452,786
Impact to Lose	0	0	0	No Calc	$0
Total Impact	0	23,454,456	9,285	2,526	$452,786
Non Impacted	0	0	1,178	No Calc	$44,208
All	0	23,454,456	10,463	2,242	$496,994

(7) Proposed Operation Numbers	(8) Proposed Annual FHP Volume	(9) Proposed Annual TPH or NATPH Volume	(10) Proposed Annual Workhours	(11) Proposed Productivity (TPH or NATPH)	(12) Proposed Annual Workhour Costs
			0	No Calc	
			0	No Calc	
			0	No Calc	
			0	No Calc	
			0	No Calc	
			0	No Calc	
			0	No Calc	
			0	No Calc	
			0	No Calc	
			0	No Calc	
			0	No Calc	
			0	No Calc	
			0	No Calc	
			0	No Calc	
			0	No Calc	
			0	No Calc	
			0	No Calc	
			0	No Calc	
			0	No Calc	
			0	No Calc	
			0	No Calc	
			0	No Calc	
			0	No Calc	
			0	No Calc	
			0	No Calc	
			0	No Calc	
			0	No Calc	
			0	No Calc	
			0	No Calc	
			0	No Calc	
			0	No Calc	
			0	No Calc	
			0	No Calc	
			0	No Calc	
			0	No Calc	
			0	No Calc	
Impact to Gain	0	197,898,065	29,939	6,610	$1,341,011
Moved to Lose	0	0	0	No Calc	$0
Total Impact	0	197,898,065	29,939	6,610	$1,341,011
Non Impacted	0	0	2,706	No Calc	$98,824
Gain Only	0	65,321,102	5,336	12,241	$247,814
All	0	263,219,166	37,981	6,930	$1,687,649

(1) Proposed Operation Numbers	(2) Proposed Annual FHP Volume	(3) Proposed Annual TPH or NATPH Volume	(4) Proposed Annual Workhours	(5) Proposed Productivity (TPH or NATPH)	(6) Proposed Annual Workhour Costs

(7) Proposed Operation Numbers	(8) Proposed Annual FHP Volume	(9) Proposed Annual TPH or NATPH Volume	(10) Proposed Annual Workhours	(11) Proposed Productivity (TPH or NATPH)	(12) Proposed Annual Workhour Costs

(13) New Flow Adjustments at Losing Facility

Op#	FHP	TPH/NATPH	Workhours	Productivity	Workhour Cost
Totals	0	0	0	No Calc	$0

(14) New Flow Adjustments at Gaining Facility

Op#	FHP	TPH/NATPH	Workhours	Productivity	Workhour Cost
Totals	0	0	0	No Calc	$0

Combined Current Annual Workhour Cost : $2,355,708
(This number brought forward from *Workhour Costs - Current*)

Proposed Annual Workhour Cost : $2,184,644
(Total of Columns 6 and 12 on this page)

Minimum Function 1 Workhour Savings : ($28,621)
(This number represents proposed workhour savings with no productivity improvements applied to operations at the gaining facility)

Function 1 Workhour Savings : $171,064
(This number equals the difference in the current and proposed workhour costs above and is carried forward to the *Executive Summary*)

Comb Totals						
	Impact to Gain	0	221,352,521	39,224	5,643	$1,793,797
	Impact to Lose	0	0	0	No Calc	$0
	Total Impact	0	221,352,521	39,224	5,643	$1,793,797
	Non-impacted	0	0	3,884	No Calc	$143,032
	Gain Only	0	65,321,102	5,336	12,241	$247,814
	Tot Before Adj	0	286,673,622	48,444	5,918	$2,184,644
	Lose Adj	0	0	0	No Calc	$0
	Gain Adj	0	0	0	No Calc	$0
	All	0	286,673,622	48,444	5,918	$2,184,644

Cost Impact						
	Comb Current	0	286,673,622	52,901	5,419	$2,355,708
	Proposed	0	286,673,622	48,444	5,918	$2,184,644
	Change	0	0	(4,457)		($171,064)
	Change %	#DIV/0!	0.0%	-8.4%		-7.3%

rev 04/02/2009

Other Workhour Move Analysis

Last Saved: June 27, 2011

Losing Facility: Hays PO

Gaining Facility: Salina CSMPC

Date Range of Data: 01/01/10 to 12/31/10

Current Other Craft Workhours

Losing Facility

Current MODS Operation Number	Percent Moved to Gaining (%)	Reduction Due to EoS (%)	Current Annual Workhours	Current Annual Workhour Cost ($)
001		[redacted]	[redacted]	$68,688
065				$364,309
355				$181,590
421				$171,092
653				$777
713				$1,032,477
714				$543,522
731				$17,497
733				$8,581
743				$559
747				$112,637
750				$5,150
753				$67,615

Gaining Facility

Current MODS Operation Number	Percent Moved to Losing (%)	Reduction Due to EoS (%)	Current Annual Workhours	Current Annual Workhour Cost ($)
001		[redacted]	[redacted]	$78,236
065				$1,381,893
355				$266,940
421				$779,189
653				$0
713				$2,095,931
714				$1,098,142
731				$35,455
733				$0
743				$5,026
747				$229,290
750				$329,462
753				$74,821
470				$70
570				$147
745				$364

Proposed Other Craft Workhours

Losing Facility

Proposed MODS Operation Number	Proposed Annual Workhours	Proposed Annual Workhour Cost ($)
001	[redacted]	$68,688
065		$364,309
355		$181,590
421		$171,092
653		$777
713		$1,032,477
714		$543,522
731		$17,497
733		$8,581
743		$559
747		$112,637
750		$5,150
753		$67,615

Gaining Facility

Proposed MODS Operation Number	Proposed Annual Workhours	Proposed Annual Workhour Cost ($)
001	[redacted]	$78,236
065		$1,381,893
355		$266,940
421		$779,189
653		$0
713		$2,095,931
714		$1,098,142
731		$35,455
733		$0
743		$5,026
747		$229,290
750		$329,462
753		$74,821
470		$70
570		$147
745		$364









Totals	Ops-Reducing	0	$0
	Ops-Increasing	0	$0
	Ops-Staying	63,338	$2,574,495
	All Operations	63,338	$2,574,495

Totals	Ops-Reducing	0	$0
	Ops-Increasing	0	$0
	Ops-Staying	157,819	$6,374,967
	All Operations	157,819	$6,374,967

Ops-Red	0	$0
Ops-Inc	0	$0
Ops-Stay	63,338	$2,574,495
AllOps	63,338	$2,574,495

Ops-Red	0	$0
Ops-Inc	0	$0
Ops-Stay	157,819	$6,374,967
AllOps	157,819	$6,374,967

Current All Supervisory Workhours

Losing Facility

Current MODS Operation Number	Percent (%) Moved to Gaining	(%) Reduction Due to EoS	Current Annual Workhours	Current Annual Workhour Cost ($)
671				$110,149
705				$281,065

Gaining Facility

Current MODS Operation Number	Percent (%) Moved to Losing	(%) Reduction Due to EoS	Current Annual Workhours	Current Annual Workhour Cost ($)
671				$119,028
705				$361,337
951				$46,106

Proposed All Supervisory Workhours

Losing Facility

Proposed MODS Operation Number	Proposed Annual Workhours	Proposed Annual Workhour Cost ($)
671		$110,149
705		$281,065

Gaining Facility

Proposed MODS Operation Number	Proposed Annual Workhours	Proposed Annual Workhour Cost ($)
671		$119,028
705		$361,337
951		$46,106



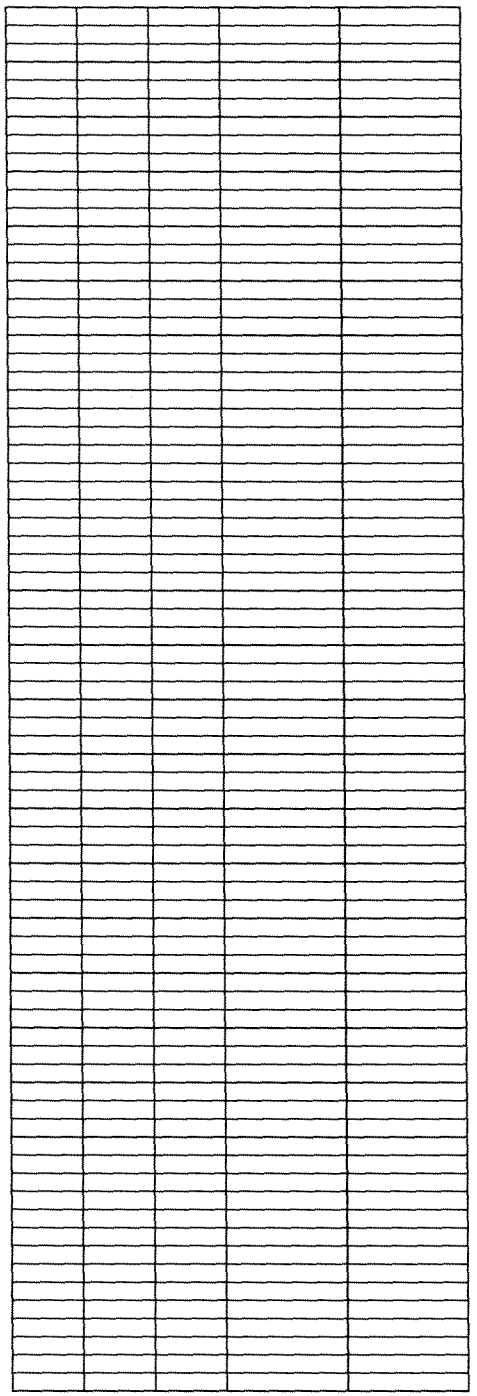





Ops-Reducing	0	$0
Ops-Increasing	0	$0
Ops-Staying	8,292	$391,214
All Operations	8,292	$391,214

Ops-Reducing	0	$0
Ops-Increasing	0	$0
Ops-Staying	11,349	$526,471
All Operations	11,349	$526,471

Ops-Red	0	$0
Ops-Inc	0	$0
Ops-Stay	8,292	$391,214
AllOps	8,292	$391,214

Ops-Red	0	$0
Ops-Inc	0	$0
Ops-Stay	11,349	$526,471
AllOps	11,349	$526,471

Current Workhours for LDCs Common to & Shared between Supv & Craft

Losing Facility

Current MODS Operation Number	Percent (%) Moved to Gaining	(%) Reduction Due to EoS	Current Annual Workhours	Current Annual Workhour Cost ($)
782				$4,374
784				$1,775

Ops-Reducing	0	$0
Ops-Increasing	0	$0
Ops-Staying	181	$6,149
All Operations	181	$6,149

Gaining Facility

Current MODS Operation Number	Percent (%) Moved to Losing	(%) Reduction Due to EoS	Current Annual Workhours	Current Annual Workhour Cost ($)
782				$6,089
784				$14,910
783				$3,901
787				$258
789				$3,901

Ops-Reducing	0	$0
Ops-Increasing	0	$0
Ops-Staying	932	$29,060
All Operations	932	$29,060

Proposed Workhours for LDCs Common to & Shared between Supv & Craft

Losing Facility

Proposed MODS Operation Number	Proposed Annual Workhours	Proposed Annual Workhour Cost ($)
782		$4,374
784		$1,775

Ops-Red	0	$0
Ops-Inc	0	$0
Ops-Stay	181	$6,149
AllOps	181	$6,149

Gaining Facility

Proposed MODS Operation Number	Proposed Annual Workhours	Proposed Annual Workhour Cost ($)
782		$6,089
784		$14,910
783		$3,901
787		$258
789		$3,901

Ops-Red	0	$0
Ops-Inc	0	$0
Ops-Stay	932	$29,060
AllOps	932	$29,060

Grouped Subtotals for Transportation, Maintenance, Supervision & Flow Adjustments, along with Facility and Combined Summaries

Losing Facility

Transportation - PVS

LDC	Current Annual Workhours	Current Annual Workhour Cost ($)
31		$0
32		$0
33		$0
34		$0
93		$0
Totals	0	$0

Subset for Trans-PVS Tab			
	Ops 617, 679, 764 (31)	0	$0
	Ops 765, 766 (34)	0	$0

Gaining Facility

Transportation - PVS

LDC	Current Annual Workhours	Current Annual Workhour Cost ($)
31		$0
32		$0
33		$0
34		$0
93		$3,901
Totals	127	$3,901

Subset for Trans-PVS Tab			
	Ops 617, 679, 764 (31)	0	$0
	Ops 765, 766 (34)	0	$0

Losing Facility

Transportation - PVS

LDC	Proposed Annual Workhours	Proposed Annual Workhour Cost ($)
31		$0
32		$0
33		$0
34		$0
93		$0
Totals	0	$0

	Ops 617, 679, 764 (31)	0	$0
	Ops 765, 766 (34)	0	$0

Gaining Facility

Transportation - PVS

LDC	Proposed Annual Workhours	Proposed Annual Workhour Cost ($)
31		$0
32		$0
33		$0
34		$0
93		$3,901
Totals	127	$3,901

	Ops 617, 679, 764 (31)	0	$0
	Ops 765, 766 (34)	0	$0

Maintenance

LDC	Current Annual Workhours	Current Annual Workhour Cost ($)
36	[redacted]	$5,150
37		$67,615
38		$112,637
39		$0
93		$0
Totals	4,481	$185,402

Maintenance

LDC	Current Annual Workhours	Current Annual Workhour Cost ($)
36	[redacted]	$329,462
37		$74,821
38		$229,290
39		$364
93		$3,901
Totals	14,485	$637,839

Maintenance

LDC	Proposed Annual Workhours	Proposed Annual Workhour Cost ($)
36	[redacted]	$5,150
37		$67,615
38		$112,637
39		$0
93		$0
Totals	4,481	$185,402

Maintenance

LDC	Proposed Annual Workhours	Proposed Annual Workhour Cost ($)
36	[redacted]	$329,462
37		$74,821
38		$229,290
39		$364
93		$3,901
Totals	14,485	$637,839

Supervisor Summary

LDC	Current Annual Workhours	Current Annual Workhour Cost ($)
01	[redacted]	$0
10		$0
20		$281,065
30		$0
35		$0
40		$0
50		$0
60		$0
70		$0
80		$110,149
81		$0
88		$0
Totals	8,292	$391,214

Supervisor Summary

LDC	Current Annual Workhours	Current Annual Workhour Cost ($)
01	[redacted]	$0
10		$0
20		$361,337
30		$0
35		$46,106
40		$0
50		$0
60		$0
70		$0
80		$119,028
81		$0
88		$0
Totals	11,349	$526,471

Supervisory

LDC	Proposed Annual Workhours	Proposed Annual Workhour Cost ($)
01	[redacted]	$0
10		$0
20		$281,065
30		$0
35		$0
40		$0
50		$0
60		$0
70		$0
80		$110,149
81		$0
88		$0
Totals	8,292	$391,214

Supervisory

LDC	Proposed Annual Workhours	Proposed Annual Workhour Cost ($)
01	[redacted]	$0
10		$0
20		$361,337
30		$0
35		$46,106
40		$0
50		$0
60		$0
70		$0
80		$119,028
81		$0
88		$0
Totals	11,349	$526,471

Summary by Sub-Group

	Current - Combined		Special Adjustments - Combined -		Proposed + Special Adjustments - Combined -		Change			
	Annual Workhours	Annual Dollars	Annual Workhours	Annual Dollars	Annual Workhours	Annual Dollars	Workhour Change	% Change	Dollars Change	Percent Change
'Other Craft' Ops (note 1)	202,318	$8,130,123	0	$0	202,318	$8,130,123	0	0.0%	$0	0.0%
Transportation Ops (note 2)	0	$0	0	$0	0	$0	0	#DIV/0!	$0	#DIV/0!
Maintenance Ops (note 3)	18,966	$823,241	0	$0	18,966	$823,241	0	0.0%	$0	0.0%
Supervisory Ops	19,641	$917,685	0	$0	19,641	$917,685	0	0.0%	$0	0.0%
Supv/Craft Joint Ops (note 4)	986	$31,307	0	$0	986	$31,307	0	0.0%	$0	0.0%
Total	241,911	$9,902,356	0	$0	241,911	$9,902,356	0	0.0%	$0	0.0%

Special Adjustments at Losing Site

Proposed MODS Operation Number	Proposed Annual Workhours	Proposed Annual Workhour Cost ($)
Total Adj	0	$0

Special Adjustments at Gaining Site

Proposed MODS Operation Number	Proposed Annual Workhours	Proposed Annual Workhour Cost ($)
Total Adj	0	$0

Summary by Facility

Losing Facility Summary

	Proposed Annual Workhours	Proposed Annual Workhour Cost ($)
Before	71,811	$2,971,858
After	71,811	$2,971,858
Adj	0	$0
AfterTot	71,811	$2,971,858
Change	0	$0
% Diff	0.0%	0.0%

Gaining Facility Summary

	Proposed Annual Workhours	Proposed Annual Workhour Cost ($)
Before	170,100	$6,930,498
After	170,100	$6,930,498
Adj	0	$0
AfterTot	170,100	$6,930,498
Change	0	$0
% Diff	0.0%	0.0%

Combined Summary

Before	241,911	$9,902,356
After	241,911	$9,902,356
Adj	0	$0
AfterTot	241,911	$9,902,356
Change	0	$0
% Diff	0.0%	0.0%

Notes:

1) less Ops going to 'Trans-PVS' & 'Maintenance' Tabs

2) going to Trans-PVS tab

3) going to Maintenance tab

4) less Ops going to 'Maintenance' Tabs

rev 06/17/2008

Staffing - Management

Last Saved: June 27, 2011

Losing Facility: Hays PO

Data Extraction Date: 03/16/11 **Finance Number:** [redacted]

Management Positions

Line	(1) Position Title	(2) Level	(3) Current Auth Staffing	(4) Current On-Rolls	(5) Proposed Staffing	(6) Difference
1	POSTMASTER	EAS-22	1	1	1	0
2	SUPV CUSTOMER SERVICES	EAS-17	2	2	2	0
3						
4						
5						
6						
7						
8						
9						
10						
11						
12						
13						
14						
15						
16						
17						
18						
19						
20						
21						
22						
23						
24						
25						
26						
27						
28						
29						
30						
31						
32						
33						
34						
35						
36						
37						
38						
39						
40						
41						
42						
43						

44						
45						
46						
47						
48						
49						
50						
51						
52						
53						
54						
55						
56						
57						
58						
59						
60						
61						
62						
63						
64						
65						
66						
67						
68						
69						
70						
71						
72						
73						
74						
75						
76						
77						
78						
79						
	Totals		**3**	**3**	**3**	**0**

Retirement Eligibles: **1**

Position Loss: **0**

Gaining Facility: Salina CSMPC

Data Extraction Date: 03/16/11 **Finance Number:** [redacted]

Management Positions

Line	(12) Position Title	(13) Level	(14) Current Auth Staffing	(15) Current On-Rolls	(16) Proposed Staffing	(17) Difference
1	POSTMASTER	EAS-22	1	1	1	0
2	MGR MAINTENANCE	EAS-17	1	0	1	1
3	SUPV CUSTOMER SERVICES	EAS-17	3	2	3	1
4						
5						
6						
7						
8						
9						
10						
11						
12						
13						
14						
15						
16						
17						
18						
19						
20						
21						
22						
23						
24						
25						
26						
27						
28						
29						
30						
31						
32						
33						
34						
35						
36						
37						
38						
39						
40						
41						
42						
43						
44						
45						
46						

47						
48						
49						
50						
51						
52						
53						
54						
55						
56						
57						
58						
59						
60						
61						
62						
63						
64						
65						
66						
67						
68						
69						
70						
71						
72						
73						
74						
75						
76						
77						
78						
79						
	Total		**5**	**3**	**5**	2

Retirement Eligibles: **0** Position Loss: (2)

Total PCES/EAS Position Loss: (2) (This number carried forward to the *Executive Summary*)

rev 11/05/2008

Staffing - Craft

Last Saved: June 27, 2011

Losing Facility: Hays PO **Finance Number:** [redacted]

Data Extraction Date: 03/16/11

Craft Positions	(1) Casuals On-Rolls	(2) Part Time On-Rolls	(3) Full Time On-Rolls	(4) Total On-Rolls	(5) Total Proposed	(6) Difference
Function 1 - Clerk	0	0	0			
Function 4 - Clerk	0	6	13	19	15	(4)
Function 1 - Mail Handler	0	0	0			
Function 4 - Mail Handler	0	0	0			
Function 1 & 4 Sub-Total	**0**	**6**	**13**	**19**	15	(4)
Function 3A - Vehicle Service	0	0	0			
Function 3B - Maintenance	0	1	2	3	**3**	0
Functions 67-69 - Lmtd/Rehab/WC		0	0			
Other Functions	0	2	21	23	23	0
Total	**0**	**9**	**36**	**45**	41	(4)

Retirement Eligibles: 13

Gaining Facility: Salina CSMPC **Finance Number:** [redacted]

Data Extraction Date: 03/16/11

Craft Positions	(7) Casuals On-Rolls	(8) Part Time On-Rolls	(9) Full Time On-Rolls	(10) Total On-Rolls	(11) Total Proposed	(12) Difference
Function 1 - Clerk	0	0	0			
Function 1 - Mail Handler	0	0	0		1	1
Function 1 Sub-Total	**0**	**0**	**0**	**0**	1	1
Function 3A - Vehicle Service	0	0	0			
Function 3B - Maintenance	0	1	8	9	**9**	0
Functions 67-69 - Lmtd/Rehab/WC		0	0			
Other Functions	1	10	69	80	80	0
Total	**1**	**11**	**77**	**89**	90	1

Retirement Eligibles: 21

Total Craft Position Loss: 3 (This number carried forward to the *Executive Summary*)

(13) Notes: ONE ADDITIONAL MAIL HANDLER ADDED

rev 11/05/2008

Maintenance

Last Saved: June 27, 2011

Losing Facility: Hays PO

Gaining Facility: Salina CSMPC

Date Range of Data: Jan-01-2010 : Dec-31-2010

	Workhour Activity	(1) Current Cost	(2) Proposed Cost	(3) Difference
LDC 36	Mail Processing Equipment	$ 5,150	$ 5,150	$ 0
LDC 37	Building Equipment	$ 67,615	$ 67,615	$ 0
LDC 38	Building Services *(Custodial Cleaning)*	$ 112,637	$ 112,637	$ 0
LDC 39	Maintenance Operations Support	$ 0	$ 0	$ 0
LDC 93	Maintenance Training	$ 0	$ 0	$ 0
	Workhour Cost Subtotal	$ 185,402	$ 185,402	$ 0

	Other Related Maintenance & Facility Costs	Current Cost	Proposed Cost	Difference
Total	Maintenance Parts, Supplies & Facility Utilities	$ 39,576	$ 33,724	$ (5,852)
	Adjustments *(from "Other Curr vs Prop" tab)*		$ 0	
	Grand Total	$ 224,978	$ 219,126	$ (5,852)

	Workhour Activity	(4) Current Cost	(5) Proposed Cost	(6) Difference
LDC 36	Mail Processing Equipment	$ 329,462	$ 329,462	$ 0
LDC 37	Building Equipment	$ 74,821	$ 74,821	$ 0
LDC 38	Building Services *(Custodial Cleaning)*	$ 229,290	$ 229,290	$ 0
LDC 39	Maintenance Operations Support	$ 364	$ 364	$ 0
LDC 93	Maintenance Training	$ 3,901	$ 3,901	$ 0
	Workhour Cost Subtotal	$ 637,839	$ 637,839	$ 0

	Other Related Maintenance & Facility Costs	Current Cost	Proposed Cost	Difference
Total	Maintenance Parts, Supplies & Facility Utilities	$ 156,345	$ 162,197	$ 5,852
	Adjustments *(from "Other Curr vs Prop" tab)*		$ 0	
	Grand Total	$ 794,184	$ 800,036	$ 5,852

Annual Maintenance Savings: $0 (This number carried forward to the *Executive Summary*)

(7) Notes:

rev 04/13/2009

Transportation - PVS

Last Saved: June 27, 2011

Losing Facility: Hays PO
Finance Number: [redacted]
Date Range of Data: 01/01/10 -- to -- 12/31/10

Gaining Facility: Salina CSMPC
Finance Number: [redacted]

	(1) Current	(2) Proposed	(3) Difference
PVS Owned Equipment			
Seven Ton Trucks			0
Eleven Ton Trucks			0
Single Axle Tractors			0
Tandem Axle Tractors			0
Spotters			0
PVS Transportation			
Total Number of Schedules			0
Total Annual Mileage			0
Total Mileage Costs	$0	$0	$0
PVS Leases			
Total Vehicles Leased			0
Total Lease Costs			$0
PVS Workhour Costs			
LDC 31 (617, 679, 764)	$0	$0	$0
LDC 34 (765, 766)	$0	$0	$0
Adjustments (from "Other Curr vs Prop" tab)		$0	
Total Workhour Costs	$0	$0	$0

	(4) Current	(5) Proposed	(6) Difference
PVS Owned Equipment			
Seven Ton Trucks			0
Eleven Ton Trucks			0
Single Axle Tractors			0
Tandem Axle Tractors			0
Spotters			0
PVS Transportation			
Total Number of Schedules			0
Total Annual Mileage			0
Total Mileage Costs	$0	$0	$0
PVS Leases			
Total Vehicles Leased			0
Total Lease Costs			$0
PVS Workhour Costs			
LDC 31 (617, 679, 764)	$0	$0	$0
LDC 34 (765, 766)	$0	$0	$0
Adjustments (from "Other Curr vs Prop" tab)		$0	
Total Workhour Costs	$0	$0	$0

PVS Transportation Savings (Losing Facility): $0

PVS Transportation Savings (Gaining Facility): $0

Total PVS Transportation Savings: $0 <<== (This number is summed with Total from 'Trans-HCR' and carried forward to the *Executive Summary as Transportation Savings*)

(7) Notes:

rev 04/13/2009

Transportation - HCR

Last Saved: June 27, 2011

Losing Facility: Hays PO

Gaining Facility: Salina CSMPC

Type of Distribution to Consolidate: Originating

CET for cancellations:

CET for OGP:

Data Extraction Date: 03/01/11

CT for Outbound Dock:

1 Route Numbers	2 Current Annual Mileage	3 Current Annual Cost	4 Current Cost per Mile	5 Proposed Annual Mileage	6 Proposed Annual Cost	7 Proposed Cost per Mile

8 Route Numbers	9 Current Annual Mileage	10 Current Annual Cost	11 Current Cost per Mile	12 Proposed Annual Mileage	13 Proposed Annual Cost	14 Proposed Cost per Mile
66391	451,036	$845,611	$1.87	453,213	$849,080	$1.87
New Express			$0.00	52,083	$78,124	$1.50

1 Route Numbers	2 Current Annual Mileage	3 Current Annual Cost	4 Current Cost per Mile	5 Proposed Annual Mileage	6 Proposed Annual Cost	7 Proposed Cost per Mile	8 Route Numbers	9 Current Annual Mileage	10 Current Annual Cost	11 Current Cost per Mile	12 Proposed Annual Mileage	13 Proposed Annual Cost	14 Proposed Cost per Mile

1 Route Numbers	2 Current Annual Mileage	3 Current Annual Cost	4 Current Cost per Mile	5 Proposed Annual Mileage	6 Proposed Annual Cost	7 Proposed Cost per Mile

8 Route Numbers	9 Current Annual Mileage	10 Current Annual Cost	11 Current Cost per Mile	12 Proposed Annual Mileage	13 Proposed Annual Cost	14 Proposed Cost per Mile

Proposed Trip Impacts	Current Losing	Moving to Gain (-)	Other Changes (+/-)	Trips from Gaining	Proposed Result
	0	0	0	0	0

Proposed Trip Impacts	Current Gaining	Moving to Lose (-)	Other Changes (+/-)	Trips from Losing	Proposed Result
	0	0	0	0	0

HCR Annual Savings (Losing Facility): $0

HCR Annual Savings (Gaining Facility): ($81,593)

Total HCR Transportation Savings: ($81,593) <<== (This number is summed with Total from 'Trans-PVS' and carried forward to the *Executive Summary as Transportation Savings*)

rev 11/05/2008

Distribution Changes

Last Saved: June 27, 2011

Losing Facility: Hays PO

Type of Distribution to Consolidate: Originating

Indicate each DMM labeling list affected by placing an "X" to the left of the list.

(1)

	DMM L001		DMM L011
	DMM L002	X	DMM L201
	DMM L003		DMM L601
	DMM L004		DMM L602
	DMM L005		DMM L603
	DMM L006		DMM L604
	DMM L007		DMM L605
	DMM L008		DMM L606
	DMM L009		DMM L607
	DMM L010		DMM L801

If revisions to DMM L005 or DMM L201 are needed, indicate proposed DMM label change below.

(2) **DMM Labeling List L005 - 3-Digit ZIP Code Prefix Groups - SCF Sortation**

From:

Action Code*	Column A - 3-Digit ZIP Code Prefix Group	Column B - Label to
DL	676	OMX HAYS KS 676
DL	669,674	OMX SALINA KS 674

To:

Action Code*	Column A - 3-Digit ZIP Code Prefix Group	Column B - Label to
CT	669,674,676	OMX SALINA KS 674

*Action Codes: A=add D=delete CF-change from CT=change to

Important Note: Section 2 & 3 illustrate possible changes to DMM labeling lists. Section 2 relates to consolidation of Destination Operations. Section 3 pertains to Originating Operations. The Area Distribution Network group will submit appropriate requests for DMM changes after AMP approval.

(3) **DMM Labeling List L201 - Periodicals Origin Split**

Action Code*	Column A - Entry ZIP Codes	Column B - 3-Digit ZIP Code Destinations	Column C - Label to
CF	676	080-084, 130-199, 224, 225, 228-253, 255-266, 268, 270-298, 300-303; 307-309, 311, 320-322, 350-352, 354-359, 362, 369-375, 380-393, 399-418, 420-427, 430-433, 437-497, 500-516, 520-528, 530-532, 534, 535, 537-540, 544-551, 553-567, 570-577, 580-588, 590-620, 622-631, 633-641, 644-658, 660-662, 664-681, 683-693, 700, 701, 703-708, 710-714, 716-731, 733-741, 743-767, 770-789, 798-816, 820-831, 850-853, 855-857, 859, 860, 863, 865, 870-875, 877-885	OMX HAYS KS 676
			Column C - Label to
CF	669,674	080-084, 130-199, 240-243, 245-253, 255-266, 268, 270-298, 300-303, 307-309, 311, 350-352, 354-359, 362, 370-375, 380-389, 399-418, 420-427, 430-433, 437-497, 500-516, 520-528, 530-532, 534, 535, 537-540, 544-551, 553-567, 570-577, 580-588, 590-620, 622-631, 633-641, 644-658, 660-662, 664-681, 683-693, 700, 701, 703-708, 710-714, 716-731, 733-741, 743-767, 770-789, 798-816, 820-831, 850-853, 855-857, 859, 860, 863, 865, 870-875, 877-885	OMX SALINA KS 674
Action Code*	Column A - Entry ZIP Codes	Column B - 3-Digit ZIP Code Destinations	Column C - Label to
CT	669,674,676	080-084, 130-199, 240-243, 245-253, 255-266, 268, 270-298, 300-303, 307-309, 311, 350-352, 354-359, 362, 370-375, 380-389, 399-418, 420-427, 430-433, 437-497, 500-516, 520-528, 530-532, 534, 535, 537-540, 544-551, 553-567, 570-577, 580-588, 590-620, 622-631, 633-641, 644-658, 660-662, 664-681, 683-693, 700, 701, 703-708, 710-714, 716-731, 733-741, 743-767, 770-789, 798-816, 820-831, 850-853, 855-857, 859, 860, 863, 865, 870-875, 877-885	OMX SALINA KS 674
Action Code*	Column A - Entry ZIP Codes	Column B - 3-Digit ZIP Code Destinations	Column C - Label to
Action Code*	Column A - Entry ZIP Codes	Column B - 3-Digit ZIP Code Destinations	Column C - Label to

*Action Codes: A=add D=delete CF-change from CT=change to

(4) **Drop Shipments for Destination Entry Discounts - FAST Appointment Summary Report**

Month	Losing/Gaining	NASS Code	Facility Name	Total Schd Appts	No-Show Count	No-Show %	Late Arrival Count	Late Arrival %	Open Count	Open %	Closed Count	Closed %	Unschd Count
Nov' 10	Losing Facility	676	HAYS KS PO	42	8	19%	20	48%	0	0%	34	81%	0
Dec' 10	Losing Facility	676	HAYS KS PO	40	8	20%	19	48%	0	0%	32	80%	0
Nov' 10	Gaining Facility	674	SALINA KS CSMPC	139	21	15%	52	37%	0	0%	118	85%	0
Dec' 10	Gaining Facility	674	SALINA KS CSMPC	124	11	9%	50	40%	0	0%	113	91%	0

(5) **Notes:**

rev 5/14/2009

MPE Inventory

Last Saved: June 27, 2011

Losing Facility: Hays PO **Gaining Facility:** Salina CSMPC

Data Extraction Date: 03/15/11

Equipment Type	(1) Current Number	(2) Proposed Number	(3) Difference
AFCS	0	0	0
AFSM - ALL	0	0	0
APPS	0	0	0
CIOSS	0	0	0
CSBCS	3	0	(3)
DBCS	0	0	0
DBCS-OSS	0	0	0
DIOSS	0	0	0
FSS	0	0	0
SPBS	0	0	0
UFSM	0	0	0
FC / MICRO MARK	0	0	0
ROBOT GANTRY	0	0	0
HSTS / HSUS	0	0	0
LCTS / LCUS	0	0	0
LIPS	0	0	0
MLOCR-ISS	0	0	0
MPBCS-OSS	0	0	0
TABBER	0	0	0
POWERED INDUSTRIAL EQUIPMENT	0	0	0

Equipment Type	(4) Current Number	(5) Proposed Number	(6) Difference	(7) Excess Equipment	(8) Relocation Costs
AFCS	0	#DIV/0!	#DIV/0!	**#DIV/0!**	
AFSM 100	0	0	0	**0**	
APPS	0	0	0	**0**	
CIOSS	0	0	0	**0**	
CSBCS	0	0	0	**(3)**	
DBCS	1	1	0	**0**	
DBCS-OSS	0	0	0	**0**	
DIOSS	1	1	0	**0**	
FSS	0	0	0	**0**	
SPBS	0	0	0	**0**	
UFSM	0	0	0	**0**	
FC / MICRO MARK	0	0	0	**0**	
ROBOT GANTRY	0	0	0	**0**	
HSTS / HSUS	0	0	0	**0**	
LCTS / LCUS	0	0	0	**0**	
LIPS	0	0	0	**0**	
MLOCR-ISS	0	0	0	**0**	
MPBCS-OSS	0	0	0	**0**	
TABBER	0	0	0	**0**	
POWERED INDUSTRIAL EQUIPMENT	0	0	0	**0**	

Mail Processing Equipment Relocation Costs from Losing to Gaining Facility: $0 (This number is carried forward to *Space Evaluation and Other Costs*)

(9) Notes: 0

(9) Note:

rev 03/04/2008

Customer Service Issues

Last Saved: June 27, 2011

Losing Facility: Hays PO

5-Digit ZIP Code: 67601

Data Extraction Date: 03/19/11

1. Collection Points

	3-Digit ZIP Code: 676		3-Digit ZIP Code:		3-Digit ZIP Code:		3-Digit ZIP Code:	
	Current		Current		Current		Current	
	Mon. - Fri.	Sat.	Mon. - Fri.	Sat.	Mon. - Fri.	Sat.	Mon. - Fri.	Sat.
Number picked up before 1 p.m.	19	83						
Number picked up between 1-5 p.m.	82	33						
Number picked up after 5 p.m.	31	34						
Total Number of Collection Points	132	150	0	0	0	0	0	0

2. How many collection boxes are designated for "local delivery"? 0

3. How many "local delivery" boxes will be removed as a result of AMP? 0

4. Delivery Performance Report

	Quarter/FY	Percent
% Carriers returning before 5 p.m.	QTR 1_FY11	74.8%
	QTR 4_FY10	76.4%
	QTR 3_FY10	81.4%
	QTR 2_FY10	73.4%

5. Retail Unit Inside Losing Facility (Window Service Times)

	Current		Proposed	
	Start	End	Start	End
Monday	7:30	5:30	7:30	5:30
Tuesday	7:30	5:30	7:30	5:30
Wednesday	7:30	5:30	7:30	5:30
Thursday	7:30	5:30	7:30	5:30
Friday	7:30	5:30	7:30	5:30
Saturday	9:00	12:00	9:00	12:00

6. Business (Bulk) Mail Acceptance Hours

	Current		Proposed	
	Start	End	Start	End
Monday	10:00	4:30	10:00	4:30
Tuesday	10:00	4:30	10:00	4:30
Wednesday	10:00	4:30	10:00	4:30
Thursday	10:00	4:30	10:00	4:30
Friday	10:00	4:30	10:00	4:30
Saturday	0:00	0:00	0:00	0:00

7. Can customers obtain a local postmark in accordance with applicable policies in the *Postal Operations Manual*? YES

8. Notes:

Gaining Facility: Salina CSMPC

9. What postmark will be printed on collection mail?

Line 1 Salina KS

Line 2 674

rev 6/18/2008

Space Evaluation and Other Costs

Last Saved: June 27, 2011

Losing Facility: Hays PO

Space Evaluation

1. Affected Facility

Facility Name: Hays PO
Street Address: 706 Fort Street
City, State ZIP: Hays KS 76701-9997

2. Lease Information. (If not leased skip to 3 below.)

Enter annual lease cost: N/A
Enter lease expiration date:
Enter lease options/terms:

3. Current Square Footage

Enter the total interior square footage of the facility: 25,307
Enter gained square footage expected with the AMP: 750

4. Planned use for acquired space from approved AMP

Layout of the remaining operations will be optimize mail flow and effective supervision. FSO will be notified of any available excess space remaining for disposition.

5. Facility Costs

Enter any projected one-time facility costs: $0
(This number shown below under One-Time Costs section.

6. Savings Information

Space Savings ($): $0
(This number carried forward to the *Executive Summary*)

7. Notes

One-Time Costs

Employee Relocation Costs:

Mail Processing Equipment Relocation Costs: $0
(from *MPE Inventory*)

Facility Costs: $0
(from above)

Total One-Time Costs: $0
(This number carried forward to *Executive Summary*)

Remote Encoding Center Cost per 1000

Losing Facility: Hays PO **Gaining Facility:** Salina CSMPC

YTD Range of Report: 01/01/10 : 12/31/10

(1) Product	(2) Associated REC	(3) Current Cost per 1,000 Images	(4) Product	(5) Associated REC	(6) Current Cost per 1,000 Images
Letters			Letters	Wichita	$34.66
Flats			Flats	Wichita	$32.43
PARS COA			PARS COA	Wichita	$157.52
PARS Redirects			PARS Redirects	Wichita	$40.21
APPS			APPS	Wichita	$30.91

rev 9/24/2008