LABOR RELATIONS

UNITED STATES POSTAL SERVICE

RECEIVED
AUG 5 2009
APWU
OFFICE OF THE PRESIDENT

August 3, 2009

Mr. William Burrus
President
American Postal Workers
Union, AFL-CIO
1300 L Street, NW
Washington, DC 20005-4128

Certified Mail Tracking Number:
7099 3400 0009 0832 2044

Fax: (202) 842-4285

Dear Bill:

This letter is an informational notice of the completion of the Area Mail Processing (AMP) feasibility study at the Hattiesburg, Mississippi Customer Service Mail Processing Center (CSMPC) for possible consolidation of some mail processing operations into the Gulfport, Mississippi Processing and Distribution Center (P&DC). As per your request, enclosed is a copy of the completed study.

On December 10, 2008, you were advised of the Postal Service's intent to conduct the study. The reason for the study was to determine whether consolidation of mail-processing functions would help eliminate excess capacity and make more efficient use of facility space, staffing, equipment and transportation.

After careful review, it was determined that there are no significant opportunities to improve efficiency or service through consolidation of Hattiesburg CSMPC mail processing operations into another facility at this time.

If you have any questions regarding this notice, please contact Mary Hércules at (202) 268-4356.

Sincerely,

John W. Dockins
Manager
Contract Administration (APWU)

Enclosure

475 L'ENFANT PLAZA SW
WASHINGTON DC 20260-4100
WWW.USPS.COM

----- AMP Data Entry Page -----

Type of Distribution to Consolidate:	Originating	Non-MODS/Non-BPI Office
Facility Name & Type:	Hattiesburg CSMPC	
Street Address:	220 S 40th Ave	
City:	Hattiesburg	
State:	MS	
5D Facility ZIP Code:	39402	
District:	Mississippi	
Area:	Southeast	
Finance Number:	273289	
Current 3D ZIP Code(s):	394	
Miles to Gaining Facility:	69.5	
EXFC office:	Yes	
Plant Manager:	Patrick C. Campbell	
Senior Plant Manager:	Elizabeth A. Johnson	
District Manager:	Greg A. Gamble	
Facility Type after AMP:	DDC	

Facility Name & Type:	Gulfport P&DF
Street Address:	10285 Coporate Dr
City:	Gulfport
State:	MS
5D Facility ZIP Code:	39503
District:	Mississippi
Area:	Southeast
Finance Number:	273150
Current 3D ZIP Code(s):	395
EXFC office:	Yes
Plant Manager:	George Craig (A)
Senior Plant Manager:	Elizabeth A. Johnson
District Manager:	Greg A Gamble

Start of Study:	12/04/08	
Date Range of Data:	Oct-01-2007 : Sep-30-2008	
Processing Days per Year:	310	
Bargaining Unit Hours per Year:	1,750	
EAS Hours per Year:	1,825	
Date of HQ memo, *DAR Factors/Cost of Borrowing/ New Facility Start-up Costs Update*		November 28, 2008
Date & Time this workbook was last saved:		**7/27/2009 15:55**

Area Vice President:	Terry Wilson
Senior Vice President, Operations:	William P. Galligan
Area AMP Coordinator:	Andy Benefield
HQ AMP Coordinator:	Matt Davis

Approval Signatures

Last Saved: May 14, 2009

Losing Facility Name and Type: Hattiesburg CSMPC
Street Address: 220 S 40th Ave
City: Hattiesburg
State: MS
Facility ZIP Code: 39402
Finance Number: 273289
Current 3D ZIP Code(s): 394

Type of Distribution to Consolidate: Originating

Gaining Facility Name and Type: Gulfport P&DF
Street Address: 10285 Coporate Dr
City: Gulfport
State: MS
Facility ZIP Code: 39503
Finance Number: 273150
Current 3D ZIP Code(s): 395

ACKNOWLEDGEMENT OF ACCOUNTABILITY - I acknowledge that I am accountable for respecting and supporting the integrity of all official postal reporting systems, including financial reports and those relating to compliance with contracting, complement, or similar efforts involving the investment and expenditure of funds, as well as all systems to service to our customers.

LOSING FACILITY:

Postmaster or Plant Manager:
Patrick C. Campbell (Printed Name) — Signature — 5/15/09 (Date)

Senior Plant Manager:
Elizabeth A. Johnson (Printed Name) — Signature — 5/20/09 (Date)

District Manager:
Greg A. Gamble (Printed Name) — Signature — 5/26/09 (Date)

GAINING FACILITY:

Plant Manager:
George Craig (A) (Printed Name) — Signature — 5/15/09 (Date)

Senior Plant Manager:
Elizabeth A. Johnson (Printed Name) — Signature — 5/20/09 (Date)

District Manager:
Greg A Gamble (Printed Name) — Signature — 5/26/09 (Date)

AREA OFFICE:

Area Vice President:
Terry Wilson (Printed Name) — Signature — 5/29/09 (Date)

Implementation Date: _____

HEADQUARTERS:

Approved: ☐ **Disapproved:** ☑

Senior Vice President Operations:
William P. Galligan (Printed Name) — Signature — 7/29/09 (Date)

Comments: _____

rev 06/19/2008

Executive Summary

Last Saved: July 27, 2009

Losing Facility Name and Type: Hattiesburg CSMPC
Street Address: 220 S 40th Ave
City, State: Hattiesburg, MS
Current 3D ZIP Code(s): 394
Type of Distribution to Consolidate: Originating **Miles to Gaining Facility:** 69.5

Gaining Facility Name and Type: Gulfport P&DF
Current 3D ZIP Code(s): 395

Summary of AMP Worksheets

Savings/Costs

Processing Craft Workhour Savings =	$115,902	from *Workhour Costs - Proposed*
Non-Processing Craft Workhour Savings (less Maint/Trans) =	($0)	from *Other Curr vs Prop*
PCES/EAS Workhour Savings =	$0	from *Other Curr vs Prop*
Transportation Savings =	$134,114	from *Transportation (HCR and PVS)*
Maintenance Savings =	$111,023	from *Maintenance*
Space Savings =	$0	from *Space Evaluation and Other Costs*
Total Annual Savings =	$361,039	
Total One-Time Costs =	$0	from *Space Evaluation and Other Costs*
Total First Year Savings =	$361,039	

Staffing Positions

Craft Position Loss =	4	from *Staffing - Craft*
PCES/EAS Position Loss =	0	from *Staffing - PCES/EAS*

Service

Total FHP to be Transferred (Average Daily Volume) =	0	from *Workhour Costs - Current*
Current FHP at Gaining Facility (Average Daily Volume) =	702,961	from *Workhour Costs - Current*

3-Digit ZIP Code Pair Service Standard Impacts

	Total	Total	Net Change	% Net Change
First-Class Mail®	0	0	0	0.0%
Priority Mail®	0	0	0	0.0%
Periodicals	44	20	24	1.3%
Standard Mail	1	1	0	0.0%
Package Services	1	1	0	0.0%

Summary Narrative

X586F0 August 3, 2009

Losing Facility Name and Type: Hattiesburg CSMPC

Current 3D ZIP Code(s): 394

Type of Distribution to Consolidate: Originating

Gaining Facility Name and Type: Gulfport P&DF

Current 3D ZIP Code(s): 395

Background:

This is a summary of the Area Mail Processing (AMP) study to determine the feasibility of consolidating the outgoing operations from the Hattiesburg 394 CSMPC to the Gulfport 395 P&DF. There is currently a Saturday AMP in place for outgoing operations from Hattiesburg to Gulfport and this study examines the feasibility to expand to Monday thru Saturday.

Hattiesburg is a Customer Service (F4) office which currently does the originating and destinating processing including DPS for the 394 delivery area. The destinating processing is expected to remain at the Hattiesburg facility. The savings associated with the AMP represent moving only the outgoing originating operations.

Customer and Service Impacts:

There will be no impacts to the service standards for First Class Mail or Priority Mail as a result of the AMP. Service standards for Periodicals will require upgrades for 44 zip pairs and downgrades for 20 zip pairs. One zip pair each for both Standard Mail and Package Services will require an upgrade and one zip pair each will require a downgrade.

Employee Impacts

The Processing Craft Work hour savings as a result of this AMP Study is $115, 902. This is derived from a work hour loss at the Hattiesburg CSMPC of 20,360 hours and a work hour gain at the Gulfport P&DF of 15,740 hours with the result being a net savings of 4,620 work hours. The impact of the movement of the originating mail processing operations from the Hattiesburg CSMPC to the Gulfport P&DF will impact the staffing at both facilities.

	Hattiesburg CSMPC			Gulfport P&DF		
	Current	Proposed	Diff	Current	Proposed	Diff
Craft	75	63	-12	81	90	+9
Maintenance	15	14	-1	41	41	0

A total of twelve craft positions will be impacted at the Hattiesburg CSMPC. It is projected that there will be an increase of nine craft positions at the Gulfport P&DF; five positions to the Clerk Craft and four positions to the Mail Handler Craft. This results in an estimated net reduction of three craft positions. There will also be a reduction of one Maintenance ET in Hattiesburg with no gain to Maintenance Staffing at the Gulfport P&DF as a result of the removal and relocation of the AFCS from Hattiesburg to Gulfport.

Summary Narrative *(continued)*

There is no difference in EAS staffing at the Hattiesburg CSMPC or the Gulfport P&DC for proposed staffing from what is currently on rolls.

	Hattiesburg CSMPC			Gulfport P&DF		
	Current	Proposed	Diff	Current	Proposed	Diff
EAS	3	3	0	9	9	0
					Net	0

[redacted]

Management to Craft [2] Ratios	Current		Proposed	
	SDOs to Craft [1] (1:25 target)	MDOs+SDOs to Craft [1] (1:22 target)	SDOs to Craft [1] (1:25 target)	MDOs+SDOs to Craft [1] (1:22 target)
Losing	N/A	N/A	N/A	N/A
Gaining	1 : 62	1 : 21	1 : 22	1 : 22

[1] Craft = FTR+PTR+PTF+Casuals

[2] Craft = F1 + F4 at Losing; F1 only at Gaining

Retail and Business Mail Entry Unit (BMEU) Impacts

There will be no change to the Retail or BMEU operations connected with this AMP study. There will be no changes to local mail collection box pick-up times and mailers will be able to deposit their mail through the Hattiesburg BMEU as presently done.

Equipment Relocation and Maintenance Costs:

The equipment that will require relocation as a result of the consolidation: One Advance Facer Canceller (AFCS) including Biohazard Detection System (BDS) and Ventilation Filtration System (VFS), and one DIOSS Kit. The net maintenance savings as a result of the consolidation is estimated at $27, 867. Of this savings, $12,471 represents work hour savings and $15,396 represents savings from supplies, parts, and utilities cost. The cost for relocating the equipment between Hattiesburg and Gulfport is not listed in the proposal. Other excess equipment to be available for redistribution after the AMP is a Scan Where You Band (SWYB) unit and NEC canceller.

[redacted]

Summary Narrative *(continued)*

Transportation:
We deleted HCR 365AG Trips 5 & 6 Mobile P&DC – Hattiesburg. We deleted Picayune, Main Office, Carriere & Nicholson MS from HCR 394L0 Trips 2 & 4 and Lucedale & Leakesville from HCR 39432 Trips 2 & 4 into Hattiesburg MS, resulting in a cost savings of $211,873. The remaining mail volume from Hattiesburg MS will be transported on a new direct trip to Gulfport MS HCR 39010 and Picayune, Main Office, Carriere and Nicholson is being added to HCR 395L0 Trip 4. Lucedale and Leakesville are being added to HCR 39530 Trip 4 direct transportation into Gulfport at a cost of $77,760. The overall Transportation cost is a net savings of $134,114.

Summary
The proposed AMP of originating outgoing operations activities from Hattiesburg to Gulfport will save an estimated $361,039 annually.

24 Hour Clock

Last Saved: July 27, 2009

Losing Facility Name and Type: Hattiesburg CSMPC

Current 3D ZIP Code(s): 394

Type of Distribution to Consolidate: Originating

Gaining Facility Name and Type: Gulfport P&DF

Current 3D ZIP Code(s): 395

Select the Location to Trend:

GULFPORT P&DF

	24 Hour Indicator Report			80%	100%	100%	100%	Millions	100%	100%	86.9%
			Facility	Cancelled by 2000 Data Source = EDW MCRS	OGP Cleared by 2300 Data Source = EDW EOR	OGS Cleared by 2400 Data Source = EDW EOR	MMP Cleared by 2400 Data Source = EDW EOR	MMP Volume On Hand at 2400 Data Source = EDW MCRS	Mail Assigned Commercial / FedEx By 0230 Data Source = EDW SASS	DPS 2nd Pass Cleared by 0700 Data Source = EDW EOR	Trips On-Time 0400 - 0900 Data Source = EDW TIMES
		%									
5-Apr			GULFPORT P&DF					#VALUE!			95.9%
12-Apr			GULFPORT P&DF					#VALUE!			94.9%
19-Apr			GULFPORT P&DF					#VALUE!			95.9%
26-Apr			GULFPORT P&DF					#VALUE!			91.9%
3-May			GULFPORT P&DF					#VALUE!			87.9%
10-May			GULFPORT P&DF					#VALUE!			86.7%
17-May			GULFPORT P&DF					#VALUE!			89.5%
24-May			GULFPORT P&DF					#VALUE!			84.3%
31-May			GULFPORT P&DF					#VALUE!			98.0%
7-Jun			GULFPORT P&DF					#VALUE!			93.9%
14-Jun			GULFPORT P&DF					#VALUE!			91.7%
21-Jun			GULFPORT P&DF					#VALUE!			95.0%
28-Jun			GULFPORT P&DF					#VALUE!			94.3%
5-Jul			GULFPORT P&DF					#VALUE!			98.0%
12-Jul			GULFPORT P&DF					#VALUE!			93.7%
19-Jul			GULFPORT P&DF					#VALUE!			94.9%
26-Jul			GULFPORT P&DF					#VALUE!			89.5%
2-Aug			GULFPORT P&DF					#VALUE!			[illegible]
9-Aug			GULFPORT P&DF					#VALUE!			89.7%
16-Aug			GULFPORT P&DF					#VALUE!			95.9%
23-Aug			GULFPORT P&DF					#VALUE!			95.9%
30-Aug			GULFPORT P&DF					#VALUE!			94.2%
6-Sep			GULFPORT P&DF					#VALUE!			91.0%
13-Sep			GULFPORT P&DF		[illegible]			#VALUE!			[illegible]
20-Sep			GULFPORT P&DF					#VALUE!			92.0%
27-Sep			GULFPORT P&DF					#VALUE!			96.0%

Hattiesburg has no 24 hour clock data

[redacted]

MAP

Last Saved: July 27, 2009

Losing Facility Name and Type: Hattiesburg CSMPC
Current 3D ZIP Code(s): 394
Miles to Gaining Facility: 69.5

Gaining Facility Name and Type: Gulfport P&DF
Current 3D ZIP Code(s): 395



Service Standard Impacts

Last Saved: July 27, 2009

Losing Facility: Hattiesburg CSMPC

Losing Facility 3D ZIP Code(s): 394
Gaining Facility 3D ZIP Code(s): 395

Based on report prepared by Network Integration Support dated: 12/17/2008

(1) **Service Standard Changes - Pairs**

	FCM						PRI		PER		STD		PSVC		ALL CLASSES	
	Overnight	% Change	All Others	% Change	Total	% Change	All	% Change	All	% Change	All	% Change	All	% Change	All	% Change
UPGRADE	0	0.0%	0	0.0%	0	0.0%	0	0.0%	44	2.4%	1	0.1%	1	0.1%	46	0.5%
DOWNGRADE	0	0.0%	0	0.0%	0	0.0%	0	0.0%	20	1.1%	1	0.1%	1	0.1%	22	0.2%
TOTAL	0	0.0%	0	0.0%	0	0.0%	0	0.0%	64	3.5%	2	0.1%	2	0.1%	68	0.7%
NET	0	0.0%	0	0.0%	0	0.0%	0	0.0%	24	1.3%	0	0.0%	0	0.0%	24	0.3%

Selected summary fields are transfered to the *Executive Summary*

(2) **Service Standard Changes - Average Daily Volume** *(data obtained from CDIS is derived from sampling and may vary from actual volume)*

	FCM						PRI		PER		STD		PSVC		ALL CLASSES	
	Overnight	% Change	All Others	% Change	Total	% Change	All	% Change	All	% Change	All	% Change	All	% Change	All	% Change
UPGRADE	0	0.0%	0	0.0%	0	0.0%	0	0.0%	0	0.0%	0	0.0%	10	0.8%	10	0.0%
DOWNGRADE	0	0.0%	0	0.0%	0	0.0%	0	0.0%	0	0.0%	0	0.0%	203	17.3%	203	0.1%
TOTAL	0	0.0%	0	0.0%	0	0.0%	0	0.0%	0	0.0%	0	0.0%	213	18.1%	213	0.1%
NET	0	0.0%	0	0.0%	0	0.0%	0	0.0%	0	0.0%	0	0.0%	(194)	-16.5%	(194)	-0.1%

(3) **Notes:**

Stakeholders Notification

(WorkBook Tab Notification - 1) Last Saved: July 27, 2009 Stakeholder Notification Page 1

Losing Facility: Hattiesburg CSMPC **AMP Event:** Start of Study

Employees

Service Talk (Method)	12/10/2008 Date

Employee Organizations

Tommy Etheridge (Contact Person)	APWU Local Union (Title/Union)	12/10/2008 Date

Local Government Officials

Thad Cochran (Contact Person)	U.S. Senator Jackson, MS (Title/Office)	12/10/2008 Date
Roger Wicker (Contact Person)	U.S. Senator Jackson, MS (Title/Office)	12/10/2008 Date
Gene Taylor (Contact Person)	U.S. Representative Hattiesburg, MS (Title/Office)	12/10/2008 Date
Percy Watson (Contact Person)	Mississippi State Legislature (Title/Office)	12/10/2008 Date
Tom King (Contact Person)	Mississippi State Legislature (Title/Office)	12/10/2008 Date
Toby Barker (Contact Person)	Mississippi State Legislature (Title/Office)	12/10/2008 Date
Billy Hudson (Contact Person)	Mississippi State Legislature (Title/Office)	12/10/2008 Date
Larry Byrd (Contact Person)	Mississippi State Legislature (Title/Office)	12/10/2008 Date
Chris Bowen (Contact Person)	Forrest County Board of Supervisors (Title/Office)	12/10/2008 Date
Roderick Woullard (Contact Person)	Forrest County Board of Supervisors (Title/Office)	12/10/2008 Date
Lynn Cartlidge (Contact Person)	Forrest County Board of Supervisors (Title/Office)	12/10/2008 Date
David Hogan (Contact Person)	Forrest County Board of Supervisors (Title/Office)	12/10/2008 Date
Johnny L. DuPree Ph. D. (Contact Person)	Mayor of Hattiesburg, MS (Title/Office)	12/10/2008 Date

Media

Ellen Paul (Contact Person)	Buckley Newspaper Inc. (Company Name)	12/15/2008 Date

Community Organizations/Groups

Angie Godwin (Contact Person)	Chamber of Commerce (Organization Name)	12/10/2008 Date

Local Mailers

Stakeholders Notification (continued)

(WorkBook Tab Notification - 1)

Losing Facility: Hattiesburg CSMPC

AMP Event: Start of Study

David Williams (Contact Person)	University of Southern Mississippi (Company Name)	12/15/2008 Date
Eileen Best (Contact Person)	Forrest General Hospital (Company Name)	12/15/2008 Date
Susan Haigler (Contact Person)	The Mailing Place (Company Name)	12/15/2008 Date

Stakeholders Notification

(WorkBook Tab Notification - 2) Last Saved: July 27, 2009

Losing Facility: Hattiesburg CSMPC **AMP Event:** Public Meeting

Meeting Location: *Forrest County Multi Purpose Room* **Meeting Date:** 3/12/2009 **Meeting Time:** 6:30 PM

Employees

Service Talk (Method)	02/25/2009 Date

Employee Organizations

Tommy Etheridge (Contact Person)	APWU Local Union (Title/Union)	02/25/2009 Date

Local Government Officials

Thad Cochran (Contact Person)	U.S. Senator Jackson, MS (Title/Office)	02/25/2009 Date
Roger Wicker (Contact Person)	U.S. Senator Jackson, MS (Title/Office)	02/25/2009 Date
Gene Taylor (Contact Person)	U.S. Representative Hattiesburg, MS (Title/Office)	02/25/2009 Date
Percy Watson (Contact Person)	Mississippi State Legislature (Title/Office)	02/25/2009 Date
Tom King (Contact Person)	Mississippi State Legislature (Title/Office)	02/25/2009 Date
Toby Barker (Contact Person)	Mississippi State Legislature (Title/Office)	02/25/2009 Date
Billy Hudson (Contact Person)	Mississippi State Legislature (Title/Office)	02/25/2009 Date
Larry Byrd (Contact Person)	Mississippi State Legislature (Title/Office)	02/25/2009 Date
Chris Bowen (Contact Person)	Forrest County Board of Supervisors (Title/Office)	02/25/2009 Date
Roderick Woullard (Contact Person)	Forrest County Board of Supervisors (Title/Office)	02/25/2009 Date
Lynn Cartlidge (Contact Person)	Forrest County Board of Supervisors (Title/Office)	02/25/2009 Date
David Hogan (Contact Person)	Forrest County Board of Supervisors (Title/Office)	02/25/2009 Date
Johnny L. DuPree Ph. D. (Contact Person)	Mayor of Hattiesburg, MS (Title/Office)	02/25/2009 Date

Workhour Costs - Current

Last Saved: July 27, 2009

Losing Facility: Hattiesburg CSMPC

Gaining Facility: Gulfport P&DF

Date Range of Data: 10/01/07 <<=== ; ===>> 09/30/08

Losing Current Workhour Rate by LDC

LDC	Function 1	LDC	Function 4
11	$0.00	41	$38.66
12	$0.00	42	$0.00
13	$0.00	43	$37.03
14	$0.00	44	$31.18
15	$0.00	45	$40.17
16	$0.00	46	$35.04
17	$0.00	47	$0.00
18	$0.00	48	$35.48

Gaining Current Workhour Rate by LDC

LDC	Function 1	LDC	Function 4
11	$38.61	41	$0.00
12	$47.24	42	$0.00
13	$0.00	43	$0.00
14	$43.38	44	$0.00
15	$36.25	45	$0.00
16	$0.00	46	$0.00
17	$36.87	47	$0.00
18	$42.04	48	$0.00

(1) Current Operation Numbers	(2) % Moved to Gaining	(3) Current Annual FHP Volume	(4) Current Annual TPH or NATPH Volume	(5) Current Annual Workhours	(6) Current Productivity (TPH or NATPH)	(7) Current Annual Workhour Costs
037	30.1%					$813,618
B	5.7%					
076	24.8%					$813,618
078	9.7%					$813,618
240	9.6%					$1,227,237
252	20.5%					$1,074,418

	(8) Current Operation Numbers	(9) % Moved to Losing	(10) Current Annual FHP Volume	(11) Current Annual TPH or NATPH Volume	(12) Current Annual Workhours	(13) Current Productivity (TPH or NATPH)	(14) Current Annual Workhour Costs
⇨	030						$133,362
⇨	040						$5,128
⇨	811						$44,551
⇨	321						$246,509
⇨	010						$102,148
⇨	271						$67,792

(1) Current Operation Numbers	(2) % Moved to Gaising	(3) Current Annual FHP Volume	(4) Current Annual TPH or NATPH Volume	(5) Current Annual Workhours	(6) Current Productivity (TPH or NATPH)	(7) Current Annual Workhour Costs

(8) Current Operation Numbers	(9) % Moved to Lasing	(10) Current Annual FHP Volume	(11) Current Annual TPH or NATPH Volume	(12) Current Annual Workhours	(13) Current Productivity (TPH or NATPH)	(14) Current Annual Workhour Costs

(1) Current Operation Numbers	(2) % Moved to Gaining	(3) Current Annual FHP Volume	(4) Current Annual TPH or NATPH Volume	(5) Current Annual Workhours	(6) Current Productivity (TPH or NATPH)	(7) Current Annual Workhour Costs

(8) Current Operation Numbers	(9) % Moved to Losing	(10) Current Annual FHP Volume	(11) Current Annual TPH or NATPH Volume	(12) Current Annual Workhours	(13) Current Productivity (TPH or NATPH)	(14) Current Annual Workhour Costs

(1) Current Operation Numbers	(2) % Moved to Gaining	(3) Current Annual FHP Volume	(4) Current Annual TPH or NATPH Volume	(5) Current Annual Workhours	(6) Current Productivity (TPH or NATPH)	(7) Current Annual Workhour Costs

(8) Current Operation Numbers	(9) % Moved to Losing	(10) Current Annual FHP Volume	(11) Current Annual TPH or NATPH Volume	(12) Current Annual Workhours	(13) Current Productivity (TPH or NATPH)	(14) Current Annual Workhour Costs

(1) Current Operation Numbers	(2) % Moved to Gaining	(3) Current Annual FHP Volume	(4) Current Annual TPH or NATPH Volume	(5) Current Annual Workhours	(6) Current Productivity (TPH or NATPH)	(7) Current Annual Workhour Costs

(8) Current Operation Numbers	(9) % Moved to Losing	(10) Current Annual FHP Volume	(11) Current Annual TPH or NATPH Volume	(12) Current Annual Workhours	(13) Current Productivity (TPH or NATPH)	(14) Current Annual Workhour Costs

(1) Current Operation Numbers	(2) % Moved to Gaining	(3) Current Annual FHP Volume	(4) Current Annual TPH or NATPH Volume	(5) Current Annual Workhours	(6) Current Productivity (TPH or NATPH)	(7) Current Annual Workhour Costs
Totals		0	365,446,002	109,939	3,333	$4,142,508
		0	0	0	No Calc	$0
		0	365,446,002	109,939	3,333	$4,142,508
		0	2,493,506	3,372	739	$105,056
		0	368,939,510	113,311	3,256	$4,247,564

Total FHP to be Transferred (Average Daily Volume) : 0
(This number is carried forward to AMP Worksheet *Executive Summary*)

Current FHP at Gaining Facility (Average Daily Volume) : 702,861
(This number is carried forward to AMP Worksheet *Executive Summary*)

Combined Current Workhour Annual Workhour Costs : $10,598,529
(This number is carried forward to the bottom of AMP Worksheet *Workhour Costs-Proposed*)

(8) Current Operation Numbers	(9) % Moved to Losing	(10) Current Annual FHP Volume	(11) Current Annual TPH or NATPH Volume	(12) Current Annual Workhours	(13) Current Productivity (TPH or NATPH)	(14) Current Annual Workhour Costs
Totals		24,878,926	28,762,229	14,359	2,003	$599,481
		0	0	0	No Calc	$0
		24,878,926	28,762,229	14,359	2,003	$599,481
		0	0	0	No Calc	$0
		193,038,843	636,980,300	144,943	4,395	$5,751,485
		217,917,769	665,742,529	159,302	4,179	$6,350,965

Comb Totals	24,878,926	395,208,231	124,298	3,180	$4,741,989
	0	0	0	No Calc	$0
	24,878,926	395,208,231	124,298	3,180	$4,741,989
	0	2,493,506	3,372	739	$105,056
	193,038,843	636,980,300	144,943	4,395	$5,751,485
	217,917,769	1,034,682,039	272,613	3,795	$10,598,528

Workhour Costs - Proposed

Last Saved: July 27, 2009

Losing Facility: Hattiesburg CSMPC **Gaining Facility:** Gulfport P&DF

(1) Proposed Operation Numbers	(2) Proposed Annual FHP Volume	(3) Proposed Annual TPH or NATPH Volume	(4) Proposed Annual Workhours	(5) Proposed Productivity (TPH or NATPH)	(6) Proposed Annual Workhour Costs
037					$394,011
B					
076					$461,530
078					$554,348
240					$1,109,828
252					$884,206
[illegible]	[illegible]	[illegible]	[illegible]	[illegible]	[illegible]

(7) Proposed Operation Numbers	(8) Proposed Annual FHP Volume	(9) Proposed Annual TPH or NATPH Volume	(10) Proposed Annual Workhours	(11) Proposed Productivity (TPH or NATPH)	(12) Proposed Annual Workhour Costs
030					$268,349
040					$30,314
811					$156,016
321					$321,105
010					$173,469
271					$280,908
[illegible]	[illegible]	[illegible]	[illegible]	[illegible]	[illegible]

(1) Proposed Operation Numbers	(2) Proposed Annual FHP Volume	(3) Proposed Annual TPH or NATPH Volume	(4) Proposed Annual Workhours	(5) Proposed Productivity (TPH or NATPH)	(6) Proposed Annual Workhour Costs

(7) Proposed Operation Numbers	(8) Proposed Annual FHP Volume	(9) Proposed Annual TPH or NATPH Volume	(10) Proposed Annual Workhours	(11) Proposed Productivity (TPH or NATPH)	(12) Proposed Annual Workhour Costs

(1) Proposed Operation Numbers	(2) Proposed Annual FHP Volume	(3) Proposed Annual TPH or NATPH Volume	(4) Proposed Annual Workhours	(5) Proposed Productivity (TPH or NATPH)	(6) Proposed Annual Workhour Costs

(7) Proposed Operation Numbers	(8) Proposed Annual FHP Volume	(9) Proposed Annual TPH or NATPH Volume	(10) Proposed Annual Workhours	(11) Proposed Productivity (TPH or NATPH)	(12) Proposed Annual Workhour Costs

(1) Proposed Operation Numbers	(2) Proposed Annual FHP Volume	(3) Proposed Annual TPH or NATPH Volume	(4) Proposed Annual Workhours	(5) Proposed Productivity (TPH or NATPH)	(6) Proposed Annual Workhour Costs

(7) Proposed Operation Numbers	(8) Proposed Annual FHP Volume	(9) Proposed Annual TPH or NATPH Volume	(10) Proposed Annual Workhours	(11) Proposed Productivity (TPH or NATPH)	(12) Proposed Annual Workhour Costs

(1) Proposed Operation Numbers	(2) Proposed Annual FHP Volume	(3) Proposed Annual TPH or NATPH Volume	(4) Proposed Annual Workhours	(5) Proposed Productivity (TPH or NATPH)	(6) Proposed Annual Workhour Costs
	0	293,718,636	89,579	3,279	$3,373,925

(7) Proposed Operation Numbers	(8) Proposed Annual FHP Volume	(9) Proposed Annual TPH or NATPH Volume	(10) Proposed Annual Workhours	(11) Proposed Productivity (TPH or NATPH)	(12) Proposed Annual Workhour Costs
	24,878,926	101,489,695	30,099	3,372	$1,282,162

(1) Proposed Operation Numbers	(2) Proposed Annual FHP Volume	(3) Proposed Annual TPH or NATPH Volume	(4) Proposed Annual Workhours	(5) Proposed Productivity (TPH or NATPH)	(6) Proposed Annual Workhour Costs
[illegible]	0	0	0	No Calc	$0
[illegible]	0	[illegible]	[illegible]	[illegible]	[illegible]
[illegible]	0	2,493,508	3,372	739	$105,056
[illegible]	[illegible]	[illegible]	[illegible]	[illegible]	[illegible]
[illegible]	0	296,212,144	92,951	3,187	$3,478,981

(7) Proposed Operation Numbers	(8) Proposed Annual FHP Volume	(9) Proposed Annual TPH or NATPH Volume	(10) Proposed Annual Workhours	(11) Proposed Productivity (TPH or NATPH)	(12) Proposed Annual Workhour Costs
[illegible]	0	0	0	No Calc	$0
[illegible]	24,878,926	101,489,595	[illegible]	3,372	$1,252,182
[illegible]	0	0	0	No Calc	$0
[illegible]	193,038,843	636,980,300	144,943	4,395	$5,751,485
[illegible]	217,917,769	738,469,895	175,042	4,219	$7,003,647

(13) New Flow Adjustments at Losing Facility

[illegible]	[illegible]	[illegible]	[illegible]	[illegible]	[illegible]
Totals	0	0	0	No Calc	$0

(14) New Flow Adjustments at Gaining Facility

[illegible]	FHP	TPH/NATPH	Workhours	Productivity	Workhour Costs
Totals	0	0	0	No Calc	$0

Combined Current Annual Workhour Cost : $10,698,529
(This number brought forward from *Workhour Costs - Current*)

Proposed Annual Workhour Cost : $10,482,628
(Total of Columns 6 and 12 on this page)

Minimum Function 1 Workhour Savings : ($82,740)
(This number represents proposed workhour savings with no productivity improvements applied to operations at the gaining facility)

Function 1 Workhour Savings : $115,902
(This number equals the difference in the current and proposed workhour costs above and is carried forward to the *Executive Summary*)

Comb Totals	[illegible]	24,878,926	395,208,231	119,675	3,302	$4,626,088
	[illegible]	0	0	0	No Calc	$0
	[illegible]	24,878,926	[illegible]	[illegible]	[illegible]	[illegible]
	[illegible]	0	2,493,508	3,372	739	$105,056
	[illegible]	193,038,843	636,980,300	144,943	4,395	$5,751,485
	[illegible]	[illegible]	[illegible]	[illegible]	[illegible]	[illegible]
	[illegible]	[illegible]	[illegible]	[illegible]	[illegible]	[illegible]
	[illegible]	0	0	0	No Calc	$0
	[illegible]	217,917,769	1,034,682,039	267,993	3,861	$10,482,628
Cost Impact	[illegible]	217,917,769	1,034,682,039	272,613	3,795	$10,698,529
	[illegible]	217,917,769	1,034,682,039	267,993	3,861	$10,482,628
	[illegible]	0	0	[illegible]	[illegible]	($115,902)
	[illegible]	0.0%	0.0%	[illegible]	[illegible]	[illegible]

[illegible]

Other Workhour Move Analysis

Last Saved: July 27, 2009

Losing Facility: Hattiesburg CSMPC Gaining Facility: Gulfport P&DF Date Range of Data: 10/01/07 to 09/30/08

Current Other Craft Workhours

Losing Facility

760	7.6%	14.5%		$553,270

Gaining Facility

	Percent Moved to Losing (%)	Reduction Due to Eos (%)	Current Annual Workhours	Current Annual Workhour Cost ($)
760				$753,198

Proposed Other Craft Workhours

Losing Facility

760		$420,670

Gaining Facility

Proposed MODS Operation Number	Proposed Annual Workhours	Proposed Annual Workhour Cost ($)
760		$571,177

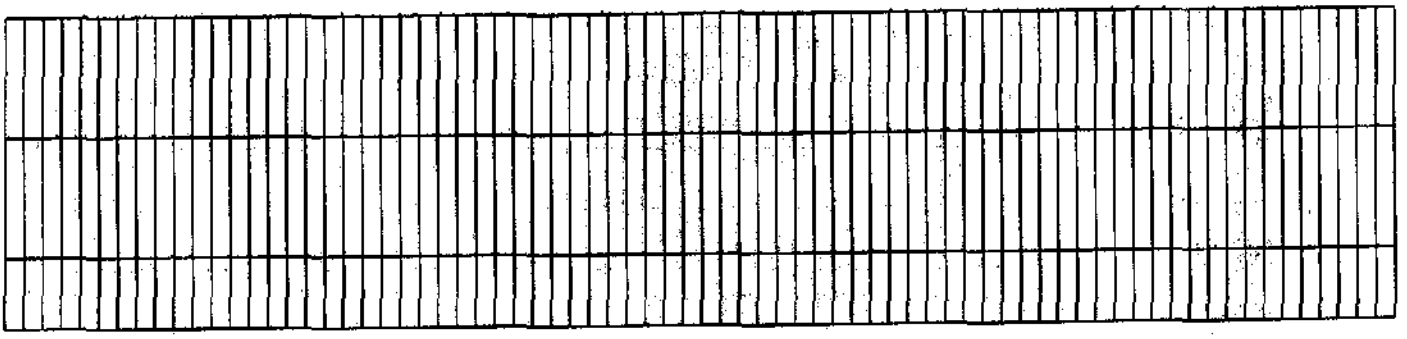

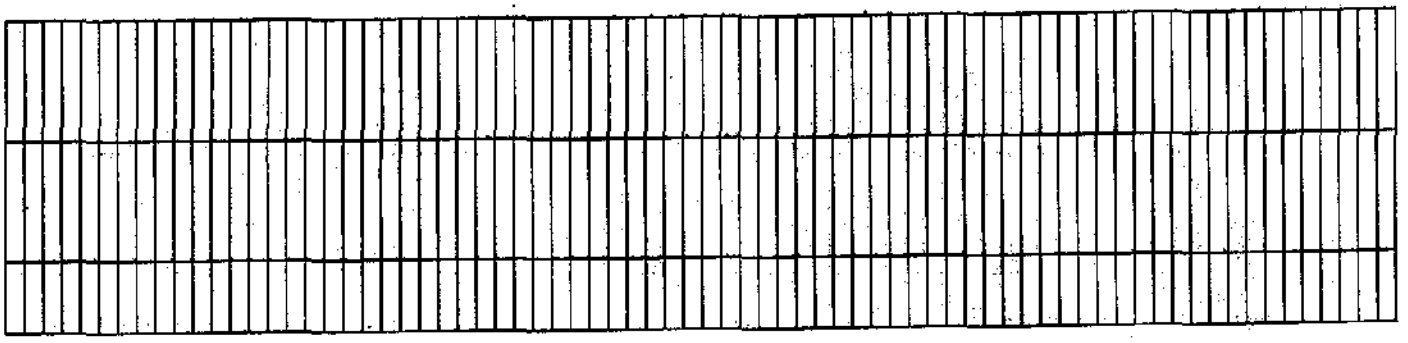





Totals	Ops-Reducing	11,134	$553,270
	Ops-Increasing	0	$0
	Ops-Staying	121,038	$4,230,642
	All Operations	132,172	$4,783,912

Totals	Ops-Reducing	0	$0
	Ops-Increasing	5,866	$263,198
	Ops-Staying	63,902	$2,629,333
	All Operations	69,568	$2,892,525

Ops-Red	8,667	$430,879
Ops-Inc	0	$0
Ops-Stay	121,038	$4,230,642
AllOps	129,705	$4,661,322

Ops-Red	0	$0
Ops-Inc	6,516	$291,177
Ops-Stay	63,902	$2,629,333
AllOps	70,418	$2,920,510

Current All Supervisory Workhours

Losing Facility

Gaining Facility

		Current Annual Workhours	Current Annual Workhour Cost ($)

Proposed All Supervisory Workhours

Losing Facility

Gaining Facility

	Proposed Annual Workhours	Proposed Annual Workhour Cost ($)

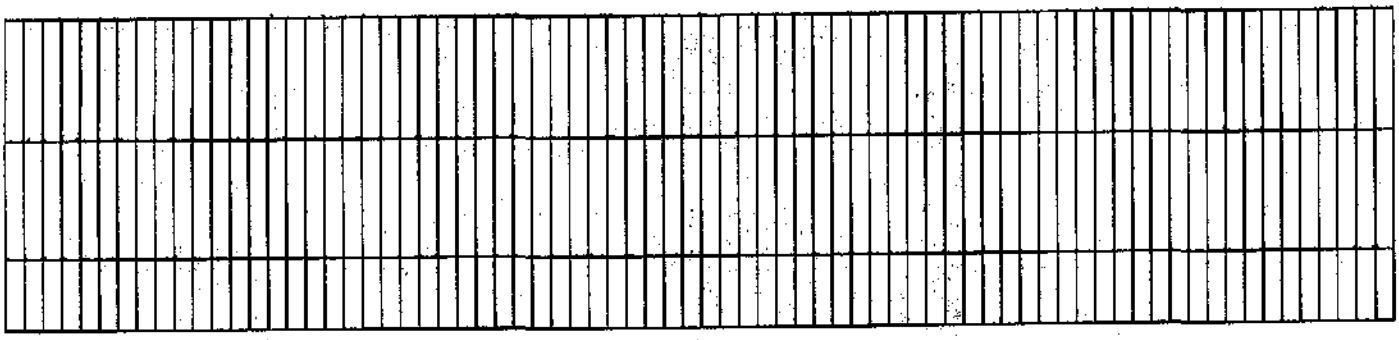

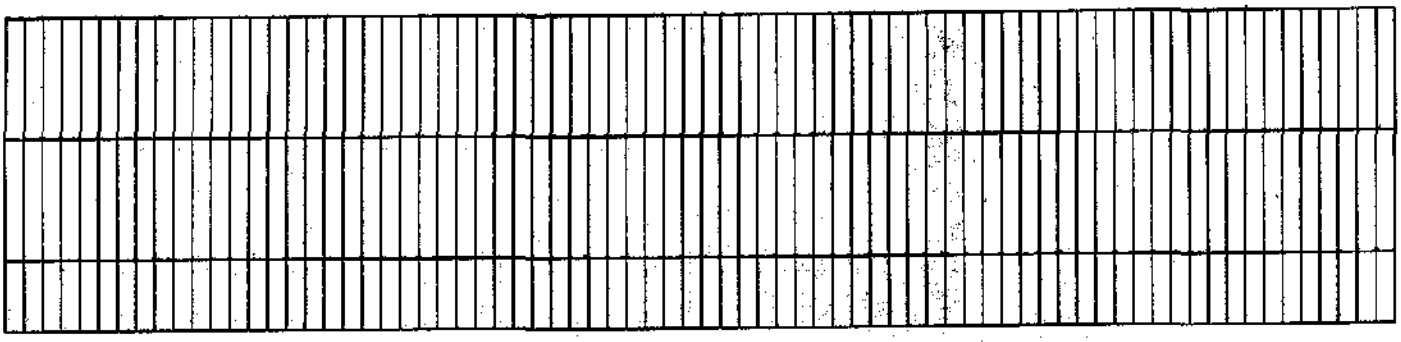

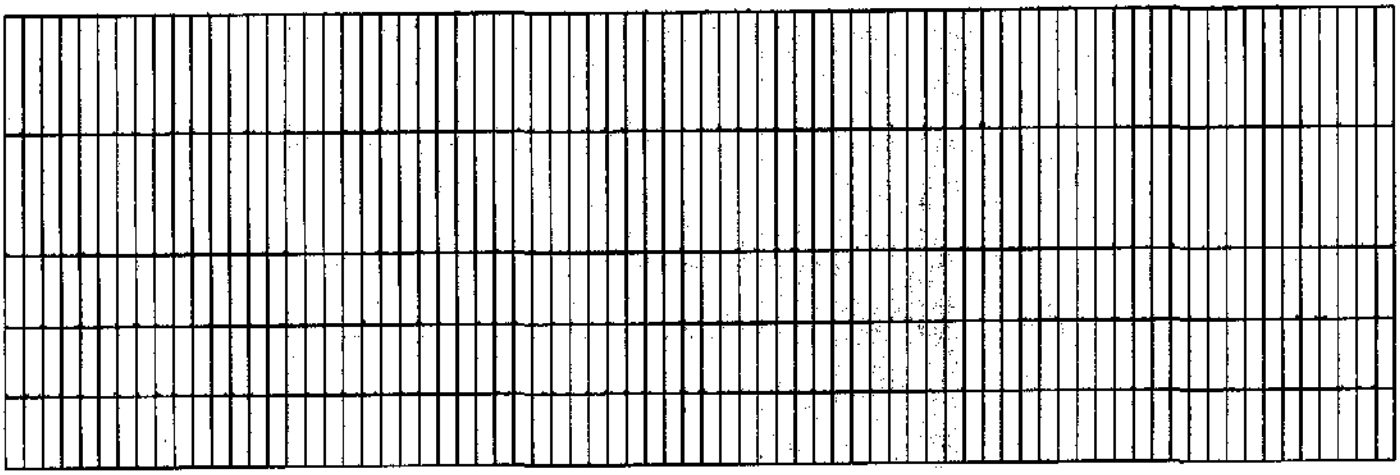

Totals	Ops-Reducing	0	$0
	Ops-Increasing	0	$0
	Ops-Staying	12,851	$529,346
	All Operations	12,851	$529,346

Totals	Ops-Reducing	0	$0
	Ops-Increasing	0	$0
	Ops-Staying	16,089	$640,777
	All Operations	16,089	$640,777

Ops-Red	0	$0
Ops-Inc	0	$0
Ops-Stay	12,851	$529,346
AllOps	12,851	$529,346

Ops-Red	0	$0
Ops-Inc	0	$0
Ops-Stay	16,089	$640,777
AllOps	16,089	$640,777

Current Workhours for LDCs Common to & Shared between Supv & Craft

Losing Facility

783	0.0%	33.0%		$32,751
Totals	Ops-Reducing	803	$33,389
	Ops-Increasing	0	$0
	Ops-Staying	1,234	$38,659
	All Operations	2,137	$72,048

Gaining Facility

783				$32,751
Totals	Ops-Reducing	0	$0
	Ops-Increasing	956	$32,751
	Ops-Staying	1,480	$50,405
	All Operations	2,436	$83,156

Proposed Workhours for LDCs Common to & Shared between Supv & Craft

Losing Facility

783			$32,971
Ops-Red	605	$22,371
Ops-Inc	0	$0
Ops-Stay	1,234	$38,659
AllOps	1,839	$61,030

Gaining Facility

783			$32,751
Ops-Red	0	$0
Ops-Inc	956	$32,751
Ops-Stay	1,480	$50,405
AllOps	2,436	$83,156

Distribution to Other AMP Worksheet Tabs

Distribution to Other AMP Worksheet Tabs

Losing Facility

31		$0
32		$0
33		$34,728
34		$0
93		$0
Totals	1,063	$34,728

Subset for Trans-PVS Tab

Ops 617, 679, 764 (31)		$0
Ops 765, 766 (34)		$0

Gaining Facility

Transportation-PVS

LDC		
31		$0
32		$0
33		$0
34		$0
93		$0
Totals	0	$0

Subset for Trans-PVS Tab

Ops 617, 679, 764 (31)		$0
Ops 765, 766 (34)		$0

Proposed Workhours for LDCs Common to & Shared between Supv & Craft

Losing Facility

31		$0
32		$0
33		$34,728
34		$0
93		$0
Totals	1,063	$34,728

Ops 617, 679, 764 (31)		$0
Ops 765, 766 (34)		$0

Gaining Facility

Transportation-PVS

LDC		
31		$0
32		$0
33		$0
34		$0
93		$0
Totals	0	$0

Ops 617, 679, 764 (31)		$0
Ops 765, 766 (34)		$0

[illegible]		
36		$553,270
37		$256,437
38		$278,745
39		$85,349
93		$33,389
Totals	28,244	$1,207,189

Maintenance - Gaining		
LDC	[illegible]	Current Annual Workhours Cost ($)
36		$1,271,895
37		$577,569
38		$653,384
39		$200,356
93		$32,751
Totals	66,576	$2,735,955

[illegible]		
36		$430,679
37		$256,437
38		$278,745
39		$85,349
93		$22,371
Totals	25,479	$1,073,581

Maintenance - Gaining		
LDC	Proposed Annual Workhours	Proposed Annual Workhours Cost ($)
36		$1,309,876
37		$577,569
38		$653,384
39		$200,356
93		$32,751
Totals	67,426	$2,773,936

[illegible]		
01		$0
10		$0
20		$105,323
30		$0
35		$69,360
40		$249,248
50		$0
60		$0
70		$0
80		$105,415
81		$0
88		$0
Totals	12,851	$529,346

Supervisory Summary - Gaining		
LDC	[illegible]	[illegible]
01		$0
10		$477,010
20		$0
30		$0
35		$247,322
40		$0
50		$0
60		$0
70		$0
80		$116,445
81		$0
88		$0
Totals	16,069	$840,777

[illegible]		
01		$0
10		$0
20		$105,323
30		$0
35		$69,360
40		$249,248
50		$0
60		$0
70		$0
80		$105,415
81		$0
88		$0
Totals	12,851	$529,346

Supervisory - Gaining		
LDC	[illegible]	[illegible]
01		$0
10		$477,010
20		$0
30		$0
35		$247,322
40		$0
50		$0
60		$0
70		$0
80		$116,445
81		$0
88		$0
Totals	16,069	$840,777

Summary by Group

	Current - Combined		Proposed - Combined		Change			
	Annual Workhours	Annual Dollars	Annual Workhours	Annual Dollars	Workhour Change	Percent Change	Dollars Change	Percent Change
'Other Craft' Ops (less Ops going to 'Trans-PVS' & 'Maintenance' Tabs)	108,779	$3,789,436	108,779	$3,789,436	0	0.0%	$0	0.0%
Transportation Ops (going to Trans-PVS tab)	0	$0	0	$0	0	#DIV/0!	$0	#DIV/0!
Maintenance Ops (going to Maintenance tab)	94,820	$3,943,144	92,905	$3,847,517	(1,915)	-2.0%	($95,627)	-2.4%
Supervisory Ops	28,920	$1,370,123	28,920	$1,370,123	0	0.0%	$0	0.0%
Supv/Craft Joint Ops (less Ops going to 'Maintenance' Tabs)	2,714	$89,064	2,714	$89,064	0	0.0%	($0)	0.0%
Total	235,233	$9,191,768	233,318	$9,096,140	(1,915)	-0.8%	($95,627)	-1.0%

Adjustments at the Losing Facility		
[illegible]		
Total Adj	0	$0

Adjustments at the Gaining Facility		
[illegible]	[illegible]	[illegible]
Total Adj	0	$0

Summary by Facility

Losing Facility Summary		
[illegible]	[illegible]	[illegible]
Before	147,160	$5,385,306
[illegible]	144,395	$5,251,698
[illegible]	0	$0
After Tot	144,395	$5,251,698
Change	(2,765)	($133,608)
% Diff	-1.9%	-2.5%

Gaining Facility Summary		
[illegible]	[illegible]	[illegible]
Before	88,073	$3,806,461
[illegible]	88,923	$3,844,443
[illegible]	0	$0
After Tot	88,923	$3,844,443
Change	850	$37,981
% Diff	1.0%	1.0%

Combined Summary		
Before	235,233	$9,191,768
[illegible]	233,318	$9,096,140
[illegible]	0	$0
After Tot	233,318	$9,096,140
Change	(1,915)	($95,627)
% Diff	-0.8%	-1.0%

Staffing - Management

Last Saved: July 27, 2009

Losing Facility: Hattiesburg CSMPC

Data Extraction Date: 4/15/09 updated **Finance Number:** 273289

Management Positions

Line	(1) Position Title	(2) Level	(3) Current Auth Staffing	(4) Current On-Rolls	(5) Proposed Staffing	(6) Difference
1	POSTMASTER	EAS-22	1	1	1	0
2	MGR MAINTENANCE	EAS-17	1	1	1	0
3	SUPV CUSTOMER SERVICES	EAS-17	2	0	1	1
4	SUPV DISTRIBUTION OPERATIONS	EAS-17	0	1	0	-1
5						
6						
7						
8						
9						
10						
11						
12						
13						
14						
15						
16						
17						
18						
19						
20						
21						
22						
23						
24						
25						
26						
27						
28						
29						
30						
31						

44						
45						
46						
47						
48						
49						
50						
51						
52						
53						
54						
55						
56						
57						
58						
59						
60						
61						
62						
63						
64						
65						
66						
67						
68						
69						
70						
71						
72						
73						
74						
75						
76						
77						
78						
79						
	Totals		4	3	3	0

Retirement Eligibles: 2

Position Loss: 0

Gaining Facility: Gulfport P&DF

Data Extraction Date: 4/15/09 updated **Finance Number:** 273150

Management Positions

Line	(12) Position Title	(13) Level	(14) Current Auth Staffing	(15) Current On-Rolls	(16) Proposed Staffing	(17) Difference
1	MGR PROCESSING/DISTRIBUTION FCLTY	EAS-22	1	1	1	0
2	MGR DISTRIBUTION OPERATIONS	EAS-19	0	2	0	-2
3	MGR MAINTENANCE	EAS-19	1	1	1	0
4	OPERATIONS SUPPORT SPECIALIST	EAS-17	1	2	1	-1
5	SUPV DISTRIBUTION OPERATIONS	EAS-17	3	1	3	2
6	SUPV MAINTENANCE OPERATIONS	EAS-17	1	2	2	0
7	OPERATIONS SUPPORT SPECIALIST	EAS-15	1	0	1	1
8						
9						
10						
11						
12						
13						
14						
15						
16						
17						
18						
19						
20						
21						
22						
23						
24						
25						
26						
27						
28						
29						
30						
31						
32						
33						
34						

47						
48						
49						
50						
51						
52						
53						
54						
55						
56						
57						
58						
59						
60						
61						
62						
63						
64						
65						
66						
67						
68						
69						
70						
71						
72						
73						
74						
75						
76						
77						
78						
79						
	Total		**8**	**9**	**9**	**0**

Retirement Eligibles: **9**

Position Loss: **0**

Total PCES/EAS Position Loss: **0** (This number carried forward to the *Executive Summary*)

Staffing - Craft

Last Saved: July 27, 2009

Losing Facility: Hattiesburg CSMPC **Finance Number:** 273289

Data Extraction Date: 12/15/08

Craft Positions	(1) Casuals On-Rolls	(2) Part Time On-Rolls	(3) Full Time On-Rolls	(4) Total On-Rolls	(5) Total Proposed	(6) Difference
Function 1 - Clerk	0	0	0			
Function 4 - Clerk	5	9	61	75	63	(12)
Function 1 - Mail Handler	0	0	0			
Function 4 - Mail Handler	0	0	0			
Function 1 & 4 Sub-Total	**5**	**9**	**61**	**75**	**63**	**(12)**
Function 3A - Vehicle Service	0	0	0			
Function 3B - Maintenance	0	0	15	15	14	(1)
Functions 67-69 - Lmtd/Rehab/WC		0	0			
Other Functions	0	0	29	29	29	0
Total	**5**	**9**	**105**	**119**	**106**	**(13)**

Retirement Eligibles: 19

Gaining Facility: Gulfport P&DF **Finance Number:** 273150

Data Extraction Date: 12/15/08

Craft Positions	(7) Casuals On-Rolls	(8) Part Time On-Rolls	(9) Full Time On-Rolls	(10) Total On-Rolls	(11) Total Proposed	(12) Difference
Function 1 - Clerk	6	0	56	62	67	5
Function 1 - Mail Handler	1	1	17	19	23	4
Function 1 Sub-Total	**7**	**1**	**73**	**81**	**90**	**9**
Function 3A - Vehicle Service	0	0	0			
Function 3B - Maintenance	0	0	41	41	41	0
Functions 67-69 - Lmtd/Rehab/WC		0	1	1	1	0
Other Functions	0	0	0			
Total	**7**	**1**	**115**	**123**	**132**	**9**

Retirement Eligibles: 34

Total Craft Position Loss: 4 (This number carried forward to the *Executive Summary*)

(13) Notes:

Maintenance

Last Saved: July 27, 2009

Losing Facility: Hattiesburg CSMPC

Gaining Facility: Gulfport P&DF

Date Range of Data: Oct-01-2007 : Sep-30-2008

	Workhour Activity	(1) Current Cost	(2) Proposed Cost	(3) Difference
LDC 36	Mail Processing Equipment	$ 553,270	$ 430,679	$ (122,590)
LDC 37	Building Equipment	$ 256,437	$ 256,437	$ 0
LDC 38	Building Services *(Custodial Cleaning)*	$ 278,745	$ 278,745	$ 0
LDC 39	Maintenance Operations Support	$ 85,349	$ 85,349	$ 0
LDC 93	Maintenance Training	$ 33,389	$ 22,371	$ (11,018)
	Workhour Cost Subtotal	$ 1,207,189	$ 1,073,581	$ (133,608)
	Other Related Maintenance & Facility Costs	Current Cost	Proposed Cost	Difference
Total	Maintenance Parts, Supplies & Facility Utilities	$ 172,698	$ 134,454	$ (38,244)
	Grand Total	$ 1,379,887	$ 1,208,035	$ (171,852)

	Workhour Activity	(4) Current Cost	(5) Proposed Cost	(6) Difference
LDC 36	Mail Processing Equipment	$ 1,271,895	$ 1,309,876	$ 37,981
LDC 37	Building Equipment	$ 577,569	$ 577,569	$ 0
LDC 38	Building Services *(Custodial Cleaning)*	$ 653,384	$ 653,384	$ 0
LDC 39	Maintenance Operations Support	$ 200,356	$ 200,356	$ 0
LDC 93	Maintenance Training	$ 32,751	$ 32,751	$ 0
	Workhour Cost Subtotal	$ 2,735,955	$ 2,773,936	$ 37,981
	Other Related Maintenance & Facility Costs	Current Cost	Proposed Cost	Difference
Total	Maintenance Parts, Supplies & Facility Utilities	$ 316,940	$ 339,788	$ 22,848
	Grand Total	$ 3,052,895	$ 3,113,724	$ 60,829

Annual Maintenance Savings: $111,023 (This number carried forward to the *Executive Summary*)

(7) Notes: T1 line 15,396.

Transportation - PVS

Last Saved: July 27, 2009

Losing Facility: Hattiesburg CSMPC
Finance Number: 273289
Date Range of Data: 10/01/07 -- to -- 09/30/08

Gaining Facility: Gulfport P&DF
Finance Number: 273150

	(1) Current	(2) Proposed	(3) Difference
PVS Owned Equipment			
Seven Ton Trucks			0
Eleven Ton Trucks			0
Single Axle Tractors			0
Tandem Axle Tractors			0
Spotters			0
PVS Transportation			
Total Number of Schedules			0
Total Annual Mileage			0
Total Mileage Costs			$0
PVS Leases			
Total Vehicles Leased			0
Total Lease Costs			$0
PVS Workhour Costs			
LDC 31 (617, 679, 764)	$0	$0	$0
LDC 34 (765, 766)	$0	$0	$0
Total Workhour Costs	$0	$0	$0

PVS Transportation Savings (Losing Facility): $0

	(4) Current	(5) Proposed	(6) Difference
PVS Owned Equipment			
Seven Ton Trucks			0
Eleven Ton Trucks			0
Single Axle Tractors			0
Tandem Axle Tractors			0
Spotters			0
PVS Transportation			
Total Number of Schedules			0
Total Annual Mileage			0
Total Mileage Costs			$0
PVS Leases			
Total Vehicles Leased			0
Total Lease Costs			$0
PVS Workhour Costs			
LDC 31 (617, 679, 764)	$0	$0	$0
LDC 34 (765, 766)	$0	$0	$0
Total Workhour Costs	$0	$0	$0

PVS Transportation Savings (Gaining Facility): $0

Total PVS Transportation Savings: $0 <<== (This number is summed with Total from 'Trans-HCR' and carried forward to the *Executive Summary as Transportation Savings*)

(7) Notes:

REVISED 11/05/2008

Transportation - HCR

Last Saved: July 27, 2009

Losing Facility: Hattiesburg CSMPC

Gaining Facility: Gulfport P&DF

Type of Distribution to Consolidate: Originating

CET for cancellations: 21:00

CET for OGP: 21:55

Data Extraction Date: 01/22/09

CT for Outbound Dock: 04:30

1 Route Numbers	2 Current Annual Mileage	3 Current Annual Cost	4 Current Cost per Mile	5 Proposed Annual Mileage	6 Proposed Annual Cost	7 Proposed Cost per Mile
394LO	97,745	$193,187	$1.98	89,262	$178,936	$2.00
39010	235,806	$317,618	$1.35	278,235	$366,196	$1.32
39432	59,142	$81,769	$1.38	52,424	$73,874	$1.41
366AG	309,237	$624,378	$2.02	170,383	$386,073	$2.27

8 Route Numbers	9 Current Annual Mileage	10 Current Annual Cost	11 Current Cost per Mile	12 Proposed Annual Mileage	13 Proposed Annual Cost	14 Proposed Cost per Mile
395LO	19,740	$44,999	$2.28	29,847	$64,196	$2.17
39530	44,066	$97,809	$2.22	60,886	$129,543	$2.13
39511	53,761	$79,057	$1.47	53,761	$105,886	$1.97

1 Route Numbers	2 Current Annual Mileage	3 Current Annual Cost	4 Current Cost per Mile	5 Proposed Annual Mileage	6 Proposed Annual Cost	7 Proposed Cost per Mile	8 Route Numbers	9 Current Annual Mileage	10 Current Annual Cost	11 Current Cost per Mile	12 Proposed Annual Mileage	13 Proposed Annual Cost	14 Proposed Cost per Mile

1 Route Numbers	2 Current Annual Mileage	3 Current Annual Cost	4 Current Cost per Mile	5 Proposed Annual Mileage	6 Proposed Annual Cost	7 Proposed Cost per Mile

8 Route Numbers	9 Current Annual Mileage	10 Current Annual Cost	11 Current Cost per Mile	12 Proposed Annual Mileage	13 Proposed Annual Cost	14 Proposed Cost per Mile

Proposed Trip Impacts	Current Losing	Moving to Gain (-)	Other Changes (+/-)	Trips from Gaining	Proposed Result
	0	0	0	0	0

Proposed Trip Impacts	Current Gaining	Moving to Lose (-)	Other Changes (+/-)	Trips from Losing	Proposed Result
	32,899	0	0	0	32,899

HCR Annual Savings (Losing Facility): $211,874

HCR Annual Savings (Gaining Facility): ($77,760)

Total HCR Transportation Savings: $134,114 <<== (This number is summed with Total from 'Trans-PVS' and carried forward to the *Executive Summary* as *Transportation Savings*)

Distribution Changes

Last Saved: July 27, 2009

Losing Facility: Hattiesburg CSMPC

Type of Distribution to Consolidate: Originating

Indicate each DMM labeling list affected by placing an "X" to the left of the list.

(1)

	DMM L001		DMM L011
	DMM L002	X	DMM L201
	DMM L003		DMM L801
	DMM L004		DMM L802
	DMM L005		DMM L803
	DMM L006		DMM L804
	DMM L007		DMM L805
	DMM L008		DMM L806
	DMM L009		DMM L807
	DMM L010		DMM L901

If revisions to DMM L005 or DMM L201 are needed, indicate proposed DMM label change below.

(2) **DMM Labeling List L005 - 3-Digit ZIP Code Prefix Groups - SCF Sortation**

From:

Action Code*	Column A - 3-Digit ZIP Code Prefix Group	Column B - Label to

To:

Action Code*	Column A - 3-Digit ZIP Code Prefix Group	Column B - Label to

*Action Codes: A=add D=delete CF=change from CT=change to

(3) **DMM Labeling List L201 - Periodicals Origin Split**

From:

Action Code*	Column A - Entry ZIP Codes	Column B - 3-Digit ZIP Code Destinations	Column C - Label to
CF	395	005, 070-089, 100-212, 214-268, 270-339, 341, 342, 344, 346, 347, 349-352, 354-416, 420-427, 430-516, 520-526, 530-532, 534, 535, 537-551, 553-564, 600-619, 640, 641, 644-656, 660-662, 680, 681, 683-693, 700, 701, 703-708, 710-714, 716-731, 733-736, 740, 741, 743-767, 770-789, 798, 799, 880, 885	OMX GULFPORT MS 395

Action Code*	Column A - Entry ZIP Codes	Column B - 3-Digit ZIP Code Destinations	Column C - Label to
D	394	005, 070-089, 100-212, 214-232, 238-268, 270-279, 285, 290-296, 298-342, 344, 346, 347, 349-352, 354-416, 420-427, 430-516, 520-526, 530-532, 534, 535, 537-551, 553-559, 600-611, 613-620, 622-631, 633-639, 680, 681, 683-693, 700, 701, 703-708, 710-714, 716-731, 733-736, 740, 741, 743-767, 770-789, 798, 799, 880, 885	OMX HATTIESBURG MS 394

To:

Action Code*	Column A - Entry ZIP Codes	Column B - 3-Digit ZIP Code Destinations	Column C - Label to
CT	394, 395	005, 070-089, 100-212, 214-268, 270-339, 341, 342, 344, 346, 347, 349-352, 354-416, 420-427, 430-516, 520-526, 530-532, 534, 535, 537-551, 553-564, 600-619, 640, 641, 644-656, 660-662, 680, 681, 683-693, 700, 701, 703-708, 710-714, 716-731, 733-736, 740, 741, 743-767, 770-789, 798, 799, 880, 885	OMX GULFPORT MS 394,395

(4)

FAST Appointment Summary Report

Month		NASS Code	Facility Name	Total Schd Appts	No-Show Count	No-Show %	Late Arrival Count	Late Arrival %	Open Count	Open %	Closed Count	Closed %	Unschd Count
NOV	Losing Facility	394	Hattiesburg	147	20	13.61%	22	14.97%	0	0.00%	107	72.79%	0
OCT	Losing Facility	394	Hattiesburg	154	16	5.49%	26	16.88%	0	0.00%	121	78.57%	0
NOV	Gaining Facility	395	Gulfport	180	66	36.67%	19	10.56%	0	0.00%	114	63.33%	0
OCT	Gaining Facility	395	Gulfport	207	62	29.95%	32	15.46%	0	0.00%	145	70.05%	0

(5) **Notes:**

MPE Inventory

Last Saved: July 27, 2009

Losing Facility: Hattiesburg CSMPC **Gaining Facility:** Gulfport P&DF

Data Extraction Date: 12/11/08

Equipment Type	(1) Current Number	(2) Proposed Number	(3) Difference
AFCS	1	0	(1)
AFSM 100	0	0	0
AFSM-Ai	0	0	0
AFSM ATHS	0	0	0
AFSM-ATHS/Ai	0	0	0
APPS	0	0	0
CIOSS	0	0	0
CSBCS	0	0	0
DBCS	4	5	1
DBCS-OSS	0	0	0
DIOSS	1	0	(1)
FSS	0	0	0
SPBS	0	0	0
UFSM	0	0	0
FC / MICRO MARK	0	0	0
ROBOT GANTRY	0	0	0
HSTS / HSUS	0	0	0
LCTS / LCUS	0	0	0
LIPS	0	0	0
MLOCR-ISS	0	0	0
MPBCS-OSS	0	0	0
TABBER	0	0	0
POWERED INDUSTRIAL EQUIPMENT	0	0	0

Equipment Type	(4) Current Number	(5) Proposed Number	(6) Difference	(7) Excess Equipment	(8) Relocation Costs
AFCS	1	2	1	0	
AFSM 100	0	0	0	0	
AFSM-Ai	0	0	0	0	
AFSM ATHS	0	0	0	0	
AFSM-ATHS/Ai	0	0	0	0	
APPS	0	0	0	0	
CIOSS	0	0	0	0	
CSBCS	0	0	0	0	
DBCS	6	5	(1)	0	
DBCS-OSS	0	0	0	0	
DIOSS	1	2	1	0	
FSS	0	0	0	0	
SPBS	0	0	0	0	
UFSM	2	2	0	0	
FC / MICRO MARK	0	0	0	0	
ROBOT GANTRY	0	0	0	0	
HSTS / HSUS	0	0	0	0	
LCTS / LCUS	0	0	0	0	
LIPS	0	0	0	0	
MLOCR-ISS	0	0	0	0	
MPBCS-OSS	0	0	0	0	
TABBER	0	0	0	0	
POWERED INDUSTRIAL EQUIPMENT	0	0	0	0	

Mail Processing Equipment Relocation Costs from Losing to Gaining Facility: $0 (This number is carried forward to *Space Evaluation and Other Costs*)

(9) Notes:

Rev 6/18/2008

Customer Service Issues

Last Saved: July 27, 2009

Losing Facility: Hattiesburg CSMPC

5-Digit ZIP Code: 39402

Data Extraction Date: 12/16/08

1. Collection Points	3-Digit ZIP Code: 394		3-Digit ZIP Code:		3-Digit ZIP Code:		3-Digit ZIP Code:	
	Mon. - Fri.	Sat.	Mon. - Fri.	Sat.	Mon. - Fri.	Sat.	Mon. - Fri.	Sat.
Number picked up before 1 p.m.	11	98						
Number picked up between 1-5 p.m.	107	31						
Number picked up after 5 p.m.	18	1						
Total Number of Collection Points	136	130	0	0	0	0	0	0

2. How many collection boxes are designated for "local delivery"? 0

3. How many "local delivery" boxes will be removed as a result of AMP? 0

4. Delivery Performance Report

% Carriers returning before 5 p.m.	Quarter/FY	Percent
	Q4	83.8%
	Q3	86.9%
	Q2	86.7%
	Q1	84.7%

5. Retail Unit Inside Losing Facility (Window Service Times)

	Start	End	Start	End
Monday	7:30	18:30	7:30	18:30
Tuesday	7:30	18:30	7:30	18:30
Wednesday	7:30	18:30	7:30	18:30
Thursday	7:30	18:30	7:30	18:30
Friday	7:30	18:30	7:30	18:30
Saturday	9:00	14:00	9:00	14:00

6. Business (Bulk) Mail Acceptance Hours

	Start	End	Start	End
Monday	9:00	16:00	9:00	16:00
Tuesday	9:00	16:00	9:00	16:00
Wednesday	9:00	16:00	9:00	16:00
Thursday	9:00	16:00	9:00	16:00
Friday	9:00	16:00	9:00	16:00
Saturday				

7. Can customers obtain a local postmark in accordance with applicable policies in the *Postal Operations Manual*?

8. Notes: The local Hattiesburg postmark will be available at the Hattiesburg Post Office. This will continue to be an option at the retail windows. All general collection mail will be cancelled in Gulfport with the Gulport postmark.

Gaining Facility: Gulfport P&DF

9. What postmark will be printed on collection mail?

Line 1

Line 2

Space Evaluation and Other Costs

Last Saved: July 27, 2009

Losing Facility: Hattiesburg CSMPC

Space Evaluation

1. Affected Facility

Facility Name: Hattiesburg CSMPC
Street Address: 220 S 40th Ave
City, State ZIP: Hattiesburg, MS 39402-9998

2. Lease Information. (If not leased skip to 3 below.)

Enter annual lease cost: USPS owned
Enter lease expiration date: USPS owned
Enter lease options/terms: USPS owned

3. Current Square Footage

Enter the total interior square footage of the facility: 57,400
Enter gained square footage expected with the AMP: 6,000

4. Planned use for acquired space from approved AMP

The space vacated by the removal of the outgoing operations will provide added space for staging mail.

5. Facility Costs

Enter any projected one-time facility costs: $0
(This number shown below under One-Time Costs section.

6. Savings Information

Space Savings ($): $0
(This number carried forward to the *Executive Summary*)

7. Notes The Hattiesburg CSMPC is a USPS owned facility and no part of it comes under a lease.

One-Time Costs

Employee Relocation Costs: $0

Mail Processing Equipment Relocation Costs: $0
(from *MPE Inventory*)

Facility Costs: $0
(from above)

Total One-Time Costs: $0
(This number carried forward to *Executive Summary*)

Remote Encoding Center Cost per 1000

Losing Facility: Hattiesburg CSMPC **Gaining Facility:** Gulfport P&DF