

February 24, 2011

Mr. Cliff Guffey  
President  
American Postal Workers  
Union (APWU), AFL-CIO  
1300 L Street, NW  
Washington, DC 20005-4128

Certified Mail Tracking Number:  
7099 3400 0009 0514 9989

Fax: (202) 842-4297

Dear Cliff:

This is to inform you of the Postal Service's decision to consolidate all originating and destinating mail processing operations at the following Southwest Area location:

- Wichita Falls, Texas Customer Service Mail Processing Center (CSMPC) into Fort Worth, Texas Processing & Distribution Facility (P&DF)

After review, it has been decided that this consolidation is in the best interest of the Postal Service. Implementation of this AMP is expected to be completed by July 2011. Enclosed, per your request is a copy of the completed study.

The Postal Service must continually look to improve productivity and increase efficiency while maintaining excellent service. The decline in mail volume and revenues due to the economic downturn has only heightened the need for such improvements. These consolidations will allow us to accomplish this goal by making better use of excess space, staffing, and equipment, and to process mail more efficiently.

It is projected that this consolidation will result in significant savings for the Postal Service. Some affected career employees may be reassigned to the gaining facility or to other vacant positions. Reassignments will be made in accordance with the collective bargaining agreement.

If you have questions, or need additional information, please contact Barry Carpenter at (202) 268-6892.

Sincerely,

John W. Dockins  
Manager  
Contract Administration

Enclosure

**----- AMP Data Entry Page -----**

**1. Losing Facility Information**

Type of Distribution to Consolidate: Orig & Dest MODS/BPI Office  
Facility Name & Type: Wichita Falls MPA  
Street Address: 1343 Hatton Drive  
City: Wichita Falls  
State: TX  
5D Facility ZIP Code: 76302  
District: Ft. Worth  
Area: Southwest  
Finance Number: ████████████████████  
Current 3D ZIP Code(s): 763  
Miles to Gaining Facility: 108.7  
EXFC office: Yes  
-----  
Plant Manager:  
Senior Plant Manager: Mike Barber  
District Manager: Tim Vierling (A)  
Facility Type after AMP: Post Office

**2. Gaining Facility Information**

Facility Name & Type: Fort Worth P&DF  
Street Address: 4600 FM 3311  
City: Ft. Worth  
State: TX  
5D Facility ZIP Code: 76161  
District: Ft. Worth  
Area: Southwest  
Finance Number: ████████████████████  
Current 3D ZIP Code(s): 760-762, 764  
EXFC office: Yes  
Plant Manager: Mike Barber  
Senior Plant Manager: Mike Barber  
District Manager: Tim Vierling (A)

**3. Background Information**

Start of Study: 09/03/10  
Date Range of Data: Jul-01-2009 : Jun-30-2010  
Processing Days per Year: 310  
Bargaining Unit Hours per Year: 1,750  
EAS Hours per Year: 1,825  
Date of HQ memo, DAR Factors/Cost of Borrowing/ Facility Start-up Costs Update **New**  
Date & Time this workbook was last saved: May 27, 2009  
2/15/2011 16:21

**4. Other Information**

Area Vice President: Linda J Welch  
Vice President Network Operations: David E Williams  
Area AMP Coordinator: Richard Enriquez  
HQ AMP Coordinator: Doris Billingslea

rev 08/13/2009

# Approval Signatures

Last Saved: November 3, 2010

**Losing Facility Name and Type:** Wichita Falls MPA  
**Street Address:** 1343 Halton Drive  
**City:** Wichita Falls  
**State:** TX  
**Facility ZIP Code:** 76302  
**Finance Number:** [REDACTED]  
**Current 3D ZIP Code(s):** 763  
**Type of Distribution to Consolidate:** Orig & Dest

**Gaining Facility Name and Type:** Fort Worth P&DF  
**Street Address:** 4600 FM 3311  
**City:** Ft Worth  
**State:** TX  
**Facility ZIP Code:** 75161  
**Finance Number:** [REDACTED]  
**Current 3D ZIP Code(s):** 760-762, 764

ACKNOWLEDGEMENT OF ACCOUNTABILITY - I acknowledge that I am accountable for respecting and supporting the integrity of all official postal reporting systems, including financial reports and those relating to compliance with contracting, complement, or similar efforts involving the investment and expenditure of funds, as well as all systems to service to our customers.

## LOSING FACILITY:

### Postmaster or Plant Manager:

Mike Barber

Printed Name



Signature

11-4-10

Date

### Senior Plant Manager:

Mike Barber

Printed Name



Signature


11-4-10

Date

### District Manager:

Tim Vierling (A)

Printed Name



Signature

11-04-10


Date

## GAINING FACILITY:

### Plant Manager:

Mike Barber

Printed Name



Signature

11-4-10

Date

### Senior Plant Manager:

Mike Barber

Printed Name



Signature


11-4-10

Date

### District Manager:

Tim Vierling (A)

Printed Name



Signature

11-04-10


Date

## AREA OFFICE:

### Area Vice President:

Linda J Welch

Printed Name



Signature

2-3-11

Date

Implementation Date: \_\_\_\_\_

## HEADQUARTERS:


Approved:

Disapproved:

### Vice President Network Operations:

David E Williams

Printed Name



Signature

2/11/11

Date

Comments: \_\_\_\_\_

# Summary Narrative

Last Saved: January 26, 2011

**Losing Facility Name and Type:** Wichita Falls MPA

**Current 3D ZIP Code(s):** 763

**Type of Distribution to Consolidate:** Orig & Dest

**Gaining Facility Name and Type:** Fort Worth P&DF

**Current 3D ZIP Code(s):** 760-762, 764

## Background:

The Wichita Falls Mail Processing Annex (MPA) is a USPS owned facility that processes all originating and destinating mail for the 763 Zip Code area. The Fort Worth district has completed an Area Mail Processing (AMP) study to determine the feasibility of transferring all originating and destinating operations approximately 109 miles from the Wichita Falls MPA to the Fort Worth P&DC. The Wichita Falls plant would be used to house operations from the two carrier units (Bridge Creek and Morningside). The Wichita Falls Business Mail Entry Unit (BMEU) would remain in its current location in the plant.

## Financial Summary:

Annual baseline data came from July 1, 2009 – June 30, 2010. Financial savings proposed for this consolidation of originating and destinating operations are:

Total First Year Savings	\$1,236,547
Total Annual Savings	\$2,240,547

## Customer Service Considerations:

The consolidated average daily volume of First Class Mail is 301,733 pieces. First Class Mail service standard impacts will include an upgrade in service for an average daily volume of 21,825 pieces and no downgrades in service. Collection mail from Wichita Falls will receive a Fort Worth postmark.

Because the Wichita Falls BMEU will remain in its current location, there would be no change in service location for business customers. It is proposed to close the BMEU one hour earlier (from 1800 to 1700) and open one hour earlier (from 1000 to 0900). The Wichita Falls plant does not currently have a retail presence. However, the Bridge Creek and Morningside carrier units both do have retail presence. The effect on customers of the AMP would depend on whether these buildings remain in place solely for retail operations or are closed and sold. Current last collection times in the city of Wichita Falls are 1730; these would change to 1600. The Wichita Falls plant has a last collection at 1900; this would also move to 1600.

## Transportation Changes:

Closure of the Wichita Falls MPA will require changes in the transportation plan in order to meet the service requirements of the Fort Worth operating plan. Under this proposal, the latest mail from Wichita Falls will arrive at 2015, which is actually beyond the critical entry time of 1940 and will impact the goal of 80% cancellations by 2000 but should still allow Fort Worth to clear outgoing by 2200. The earliest dispatch of value (DOV) from Fort Worth P&DC will depart at 0400 and the latest will depart at 0515. Due to time constraints, several highway contract routes (HCR) were modified in order to bring the mail into and out of Fort Worth P&DC in a timely manner. Overall transportation costs are estimated to increase by \$306,699 annually.

rev 06/10/2009

# Summary Narrative (continued)

## Staffing Impacts:

Closure of the Wichita Falls MPA will have an impact on staffing and will require movement of personnel. Projections indicate a net reduction of 60 full-time equivalent (FTE) craft positions and 3 EAS positions (2 in Function 1 and 1 in Function 4) at Wichita Falls MPA. The Fort Worth P&DC projections indicate a net gain of 29 FTE craft positions and no change in EAS positions.

### Management and Craft Staffing Impacts

	Wichita Falls MPA*			Fort Worth P&DC			Net Diff
	Current On Rolls	Proposed	Difference	Current On Rolls	Proposed	Difference	
Craft	187	127	-60	1241	1270	29	-31
Management	10	7	-3	87	87	0	-3

\*Includes Function 4 employees from Bridge Creek and Morningside units.

### Mail Processing Management to Craft Ratio

Management to Craft Ratios	Current		Proposed	
	SDOs to Craft (1.25 Target)	MDOs+SDOs to Craft (1.22 Target)	SDOs to Craft (1.25 Target)	MDOs+SDOs to Craft (1.22 Target)
Wichita Falls TX	1 : 38	1 : 38	n/a	n/a
Fort Worth TX	1 : 19.6	1 : 16.9	1 : 20.2	1 : 17.5

The Postal Service ensures that its standard practices comply with the Worker Adjustment and Retention Notification (WARN) Act.

## Mail Flow Adjustments:

The Fort Worth P&DC recorded 5,364 workhours total for Operations 429 and 943 (LCUS), and all of these workhours will stay at Fort Worth P&DC. A mail flow adjustment was also made to Operations 271, 896 and 918 to reflect that all of the workhours from these operation in Wichita Falls are expected to move to Fort Worth; absent the adjustments, the workbook was reflecting an aggregate loss of 1,009 hours for Operation 896, 7,598 hours for Operation 918, and 45 hours for Operation 271. Additional mail flow adjustments were made for Operations 134, 135, 136, 137, 138, 256, 435, 448, 813, 815, and 816; these operations had small amounts of hours that had been charged to the wrong operation numbers, but which will remain in Fort Worth.

## One Time Costs:

### Building Modifications:

The Fort Worth P&DC will gain 3 DBCS machines and 1 DIOSS machine as a result of this AMP. The P&DC does have the space to house these machines and no expansions of the plant will be required. However, the MTE processing space would need to be expanded to accommodate the additional Wichita Falls MTE processing. In addition, two of the areas that will contain the new machines will need additional electrical and HVAC capacity. The cost for these renovations is estimated at \$510,000.

## Summary Narrative *(continued)*

Summary Narrative Page 3

Costs will also be incurred for repurposing the Wichita Falls MPA to accommodate the carrier operations from the two carrier units. This will include moving carrier cases and adding any necessary electrical drops. These costs are estimated at \$10,000.

**The total cost for building modifications is \$520,000.**

### Equipment Relocation:

Originating letter mail is cancelled at the Wichita Falls MPA by one (1) Micro Mark. This will be disposed of as excessed equipment. Cancellations of Wichita Falls mail will be absorbed into existing cancellations operations at Fort Worth P&DC.

The Wichita Falls MPA processes flats on one (1) UFSM. This will be disposed of as excessed equipment. Processing of Wichita Falls flats will be absorbed into existing flats operations at Fort Worth P&DC.

One DIOSS and three DBCS machines will be relocated from Wichita Falls MPA to Fort Worth P&DC.

**The proposed equipment relocation cost is \$ 22,000.**

### Employee Relocation

A total of 63 employees will require relocation under this proposal. Assuming a rate of \$6,000 per craft employee and \$34,000 per EAS employee for relocation costs, this equates to a total employee relocation cost of \$462,000.

**The proposed employee relocation cost is \$462,000.**

**Total One-Time Costs is \$1,004,000.**

### Space Impacts:

There will be minimal space impacts arising from this AMP. The Fort Worth P&DC is capable of absorbing the automation equipment from Wichita Falls within its existing space, although the MTE processing unit will need expansion as noted above.

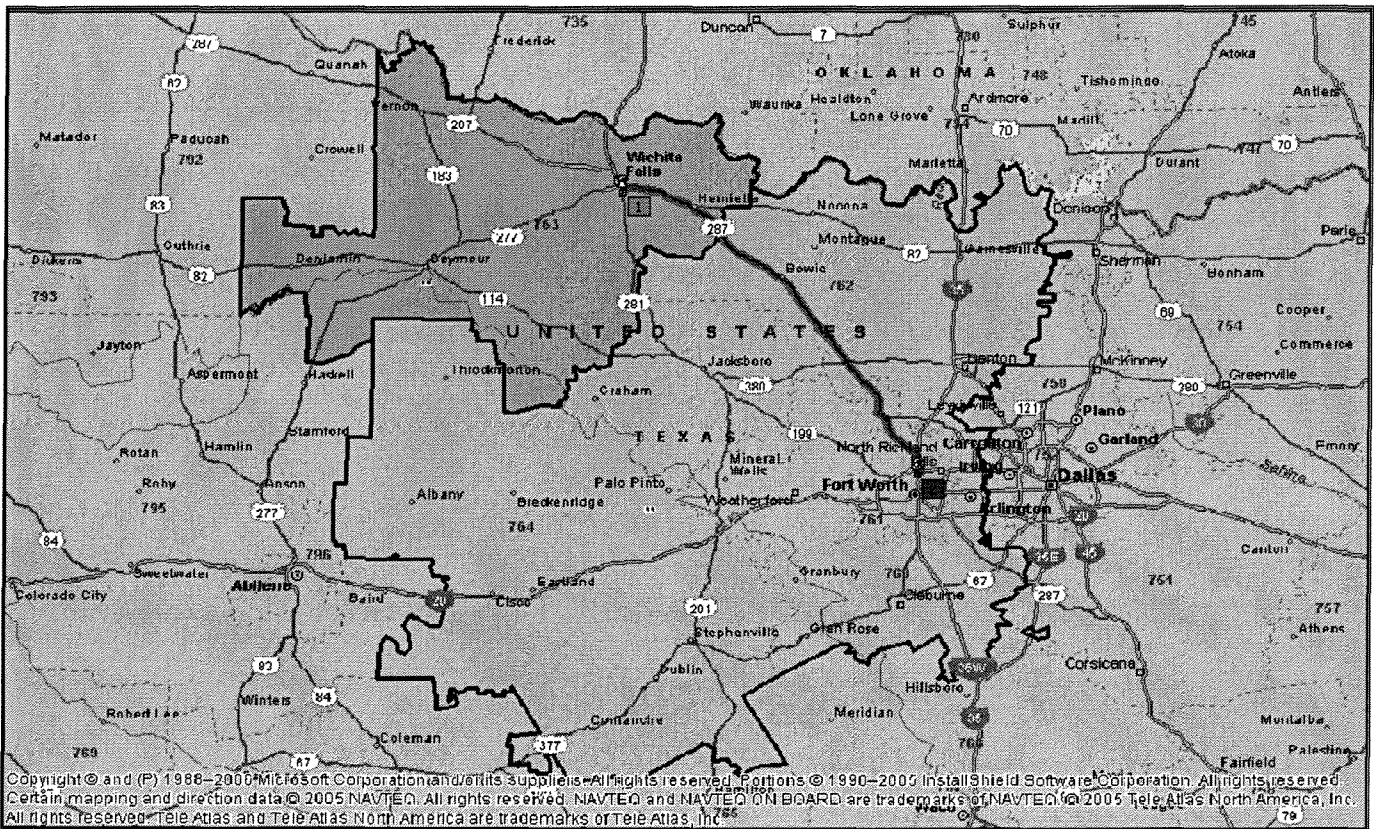
There is the possibility of relocating the retail box operations currently housed in the Morningside, Bridge Creek, and Downtown locations to smaller leased space in the same general areas and selling the existing facilities. This possibility is currently under review.

# MAP

Last Saved: January 26, 2011

**Losing Facility Name and Type:** Wichita Falls MPA  
**Current 3D ZIP Code(s):** 763  
**Miles to Gaining Facility:** 108.7

**Gaining Facility Name and Type:** Fort Worth P&DF  
**Current 3D ZIP Code(s):** 760-762, 764



Copyright © and (P) 1988-2008 Microsoft Corporation and its suppliers. All rights reserved. Portions © 1990-2005 InstallShield Software Corporation. All rights reserved. Certain mapping and direction data © 2005 NAVTEQ. All rights reserved. NAVTEQ and NAVTEQ ON BOARD are trademarks of NAVTEQ. © 2005 Tele Atlas North America, Inc. All rights reserved. Tele Atlas and Tele Atlas North America are trademarks of Tele Atlas, Inc.

rev 03/20/2008

# 24 Hour Clock

Last Saved: January 26, 2011

Losing Facility Name and Type: Wichita Falls MPA

Current 3D ZIP Code(s): 763

Type of Distribution to Consolidate: Orig & Dest

Gaining Facility Name and Type: Fort Worth P&DF

Current 3D ZIP Code(s): 760-762, 764

			24 Hour Indicator Report				80%	100%	100%	100%	Millions	100%	100%	86.9%
Weekly Trends Beginning Day			Facility	Cancelled by 2000 Data Source = EDWMCRS	OGP Cleared by 2300 Data Source = EDWVEOR	OGS Cleared by 2400 Data Source = EDWVEOR	MMP Cleared by 2400 Data Source = EDWVEOR	MMP Volume On Hand at 2400 Data Source = EDWMCRS	Mail Assigned Commercial / FedEx By 0230 Data Source = EDWSASS	DPS 2nd Pass Cleared by 0700 Data Source = EDWVEOR	Trips On-Time 0400 - 0600 Data Source = EDWTIMES			
				%										
10-Apr	SAT	4/10	WICHITA FALLS PO		100.0%			#VALUE!	100.0%	94.5%				
17-Apr	SAT	4/17	WICHITA FALLS PO		100.0%			#VALUE!	100.0%	100.0%				
24-Apr	SAT	4/24	WICHITA FALLS PO		100.0%			#VALUE!	100.0%	98.7%	90.3%			
1-May	SAT	5/1	WICHITA FALLS PO		100.0%			#VALUE!	100.0%	93.5%				
8-May	SAT	5/8	WICHITA FALLS PO		100.0%			#VALUE!	100.0%	98.5%				
15-May	SAT	5/15	WICHITA FALLS PO		100.0%			#VALUE!	100.0%	99.4%	79.2%			
22-May	SAT	5/22	WICHITA FALLS PO		100.0%			#VALUE!	100.0%	100.0%				
29-May	SAT	5/29	WICHITA FALLS PO		100.0%			#VALUE!	100.0%	100.0%				
5-Jun	SAT	6/5	WICHITA FALLS PO		100.0%			#VALUE!	100.0%	99.2%				
12-Jun	SAT	6/12	WICHITA FALLS PO		100.0%			#VALUE!	100.0%	99.3%				
19-Jun	SAT	6/19	WICHITA FALLS PO		100.0%			#VALUE!	100.0%	99.8%	87.6%			
26-Jun	SAT	6/26	WICHITA FALLS PO		100.0%			#VALUE!	100.0%	94.1%				
3-Jul	SAT	7/3	WICHITA FALLS PO		100.0%			#VALUE!	100.0%	100.0%	85.5%			
10-Jul	SAT	7/10	WICHITA FALLS PO		100.0%			#VALUE!	100.0%	100.0%	86.4%			
17-Jul	SAT	7/17	WICHITA FALLS PO		100.0%			#VALUE!	100.0%	100.0%				
24-Jul	SAT	7/24	WICHITA FALLS PO		100.0%			#VALUE!	100.0%	100.0%	87.9%			
31-Jul	SAT	7/31	WICHITA FALLS PO		100.0%			#VALUE!	100.0%	100.0%	86.7%			
7-Aug	SAT	8/7	WICHITA FALLS PO		100.0%	100.0%		#VALUE!	100.0%	100.0%	97.0%			
14-Aug	SAT	8/14	WICHITA FALLS PO		100.0%			#VALUE!	100.0%	100.0%	93.9%			
21-Aug	SAT	8/21	WICHITA FALLS PO		100.0%	100.0%		#VALUE!	100.0%	100.0%	86.4%			
28-Aug	SAT	8/28	WICHITA FALLS PO		100.0%			#VALUE!	100.0%	98.3%	88.6%			
			24 Hour Indicator Report				80%	100%	100%	100%	Millions	100%	100%	86.9%
Weekly Trends Beginning Day			Facility	Cancelled by 2000 Data Source = EDWMCRS	OGP Cleared by 2300 Data Source = EDWVEOR	OGS Cleared by 2400 Data Source = EDWVEOR	MMP Cleared by 2400 Data Source = EDWVEOR	MMP Volume On Hand at 2400 Data Source = EDWMCRS	Mail Assigned Commercial / FedEx By 0230 Data Source = EDWSASS	DPS 2nd Pass Cleared by 0700 Data Source = EDWVEOR	Trips On-Time 0400 - 0600 Data Source = EDWTIMES			
				%										
10-Apr	SAT	4/10	FT WORTH P&DC		100.0%	100.0%		0.7	98.6%	99.5%	81.0%			
17-Apr	SAT	4/17	FT WORTH P&DC	79.6%	100.0%	100.0%		0.4	100.0%	99.6%	78.0%			
24-Apr	SAT	4/24	FT WORTH P&DC	76.2%	100.0%	100.0%		0.4	100.0%	99.9%	86.0%			
1-May	SAT	5/1	FT WORTH P&DC		99.4%	100.0%		0.4	100.0%	99.7%	80.7%			
8-May	SAT	5/8	FT WORTH P&DC	76.3%	99.5%	99.3%	85.7%	0.2	96.8%	99.8%	83.5%			
15-May	SAT	5/15	FT WORTH P&DC	75.4%	100.0%	99.4%		0.3	99.7%	99.9%	86.5%			
22-May	SAT	5/22	FT WORTH P&DC	77.5%	100.0%	100.0%		0.3	100.0%	99.8%	82.4%			
29-May	SAT	5/29	FT WORTH P&DC		99.4%	99.4%		0.3	100.0%	99.8%	78.3%			
5-Jun	SAT	6/5	FT WORTH P&DC	78.0%	100.0%	100.0%		0.3	99.8%	100.0%	86.6%			
12-Jun	SAT	6/12	FT WORTH P&DC	76.7%	100.0%	100.0%		0.4	100.0%	100.0%	91.6%			
19-Jun	SAT	6/19	FT WORTH P&DC	81.6%	100.0%	100.0%	86.7%	0.2	100.0%	99.9%	85.0%			
26-Jun	SAT	6/26	FT WORTH P&DC		99.3%	99.6%		0.5	100.0%	100.0%	89.7%			
3-Jul	SAT	7/3	FT WORTH P&DC		99.8%	99.1%		0.3	99.3%	100.0%	79.8%			
10-Jul	SAT	7/10	FT WORTH P&DC	77.6%	99.7%	100.0%		0.5	100.0%	99.8%	81.7%			
17-Jul	SAT	7/17	FT WORTH P&DC	79.7%	100.0%	100.0%	85.0%	0.4	100.0%	100.0%	88.1%			
24-Jul	SAT	7/24	FT WORTH P&DC	77.7%	100.0%	100.0%		0.5	100.0%	100.0%	87.3%			
31-Jul	SAT	7/31	FT WORTH P&DC		99.8%	99.7%		0.4	100.0%	99.8%	85.4%			
7-Aug	SAT	8/7	FT WORTH P&DC	83.0%	100.0%	100.0%	85.4%	0.4	100.0%	99.8%	85.8%			
14-Aug	SAT	8/14	FT WORTH P&DC	76.8%	100.0%	100.0%	89.2%	0.2	100.0%	99.8%	87.4%			
21-Aug	SAT	8/21	FT WORTH P&DC	78.1%	100.0%	100.0%	87.0%	0.2	100.0%	99.8%	87.5%			
28-Aug	SAT	8/28	FT WORTH P&DC		100.0%	99.4%	88.9%	0.2	100.0%	99.8%	87.9%			

rev 04/2/2008



# Executive Summary

Last Saved: January 26, 2011

**Losing Facility Name and Type:** Wichita Falls MPA

**Street Address:** 1343 Hatton Drive

**City, State:** Wichita Falls, TX

**Current 3D ZIP Code(s):** 763

**Type of Distribution to Consolidate:** Orig & Dest

**Miles to Gaining Facility:** 108.7

**Gaining Facility Name and Type:** Fort Worth P&DF

**Current 3D ZIP Code(s):** 760-762, 764

## Summary of AMP Worksheets

### Savings/Costs

Mail Processing Craft Workhour Savings =	<u>\$918,589</u>	from <i>Workhour Costs - Proposed</i>
Non-MP Craft/EAS + Shared LDCs Workhour Savings (less Maint/Trans) =	<u>\$2,286</u>	from <i>Other Curr vs Prop</i>
PCES/EAS Supervisory Workhour Savings =	<u>\$273,474</u>	from <i>Other Curr vs Prop</i>
Transportation Savings =	<u>(\$306,699)</u>	from <i>Transportation (HCR and PVS)</i>
Maintenance Savings =	<u>\$1,352,897</u>	from <i>Maintenance</i>
Space Savings =	<u>\$0</u>	from <i>Space Evaluation and Other Costs</i>
<b>Total Annual Savings =</b>	<b><u>\$2,240,547</u></b>	
<b>Total One-Time Costs =</b>	<b><u>\$1,004,000</u></b>	from <i>Space Evaluation and Other Costs</i>
<b>Total First Year Savings =</b>	<b><u>\$1,236,547</u></b>	

### Staffing Positions

Craft Position Loss =	<u>31</u>	from <i>Staffing - Craft</i>
PCES/EAS Position Loss =	<u>3</u>	from <i>Staffing - PCES/EAS</i>

### Volume

Total FHP to be Transferred (Average Daily Volume) =	<u>301,733</u>	from <i>Workhour Costs - Current</i>
Current FHP at Gaining Facility (Average Daily Volume) =	<u>4,715,835</u>	from <i>Workhour Costs - Current</i>
Losing Facility Cancellation Volume (Average Daily Volume) =	<u>50,581</u>	(= Total TPH / Operating Days)

### Service

#### Service Standard Impacts by ADV

	UPGRADED	DOWNGRADED	Unchanged + Upgrades	Unchanged + Upgrades
	ADV	ADV	ADV	%
First-Class Mail®	21,825	0	2,461,201	100.0%
Priority Mail®	182	0	44,589	100.0%
Package Services	17	0	15,422	100.0%
Periodicals	N/A*	N/A*	N/A*	N/A*
Standard Mail	N/A*	N/A*	N/A*	N/A*

\* - Periodical and Standard mail origin 3-digit ZIP Code to destination 3-digit ZIP Code volume is not available

rev 10/15/2009

# Stakeholders Notification

(WorkBook Tab Notification - 1)

Last Saved: January 26, 2011

Stakeholder Notification Page 1

**Losing Facility:** Wichita Falls MPA

**AMP Event:** Start of Study

## Employees

<b>Newsbreak</b> (Method)	09/17/2010 Date
<b>Service talk</b> (Method)	09/17/2010 Date

## Employee Organizations

<b>M. Deanna Newsome</b> (Contact Person)	<b>APWU President</b> (Title/Union)	09/17/2010 Date
<b>D. T. Taylor</b> (Contact Person)	<b>Mailhandler Union Local General President</b> (Title/Union)	09/17/2010 Date
<b>Bill Sullivan</b> (Contact Person)	<b>APWU Regional Coordinator</b> (Title/Union)	09/17/2010 Date
<b>Charles Reynolds</b> (Contact Person)	<b>NPMHU Regional Director</b> (Title/Union)	09/17/2010 Date
<b>Kathy Baldwin</b> (Contact Person)	<b>NALC National Business Agent</b> (Title/Union)	09/17/2010 Date
<b>Lew Drass</b> (Contact Person)	<b>NALC National Business Agent</b> (Title/Union)	09/17/2010 Date

## Government Officials

<b>William M. Thornberry</b> (Contact Person)	<b>US Congressman</b> (Title/Office)	09/17/2010 Date
<b>Kay Bailey Hutchison</b> (Contact Person)	<b>US Senator</b> (Title/Office)	09/17/2010 Date
<b>John Cornyn III</b> (Contact Person)	<b>US Senator</b> (Title/Office)	09/17/2010 Date
<b>Glenn Barham</b> (Contact Person)	<b>Mayor, Wichita Falls</b> (Title/Office)	09/17/2010 Date
<b>David L. Farabee</b> (Contact Person)	<b>TX State Representative</b> (Title/Office)	09/17/2010 Date
<b>Craig Estes</b> (Contact Person)	<b>TX State Senator</b> (Title/Office)	09/17/2010 Date
<b>Randy Neugenbauer</b> (Contact Person)	<b>US Congressman</b> (Title/Office)	09/17/2010 Date

## Media

<b>Leslie</b> (Contact Person)	<b>News Producer KSWO - ABC 7</b> (Company Name)	09/17/2010 Date
<b>Newsroom</b> (Contact Person)	<b>Newsroom KAUZ-TV CBS 6</b> (Company Name)	09/17/2010 Date
<b>John Cameron</b> (Contact Person)	<b>9 am-6pm Assn Editor KAUZ-TV CBS 6</b> (Company Name)	09/17/2010 Date
<b>Chris Horgen</b> (Contact Person)	<b>after 6 pm Assn Editor KAUZ-TV CBS 6</b> (Company Name)	09/17/2010 Date
<b>Larry Statser</b> (Contact Person)	<b>News Assignment Editor KFDX-TV NBC 3</b> (Company Name)	09/17/2010 Date
<b>Doug</b> (Contact Person)	<b>News Director KFDX-TV NBC 4</b> (Company Name)	09/17/2010 Date

rev 07/16/2008

# Stakeholders Notification (continued)

(WorkBook Tab Notification - 1)

**Loosing Facility:** Wichita Falls MPA

Stakeholder Notification Page 2

**AMP Event:** Start of Study

<b>Ann Arnold</b> (Contact Person)	<b>Reporter KFDX-TV NBC 3</b> (Company Name)	<b>09/17/2010</b> Date
<b>Mechell Dixon</b> (Contact Person)	<b>Reporter WE Guru KFDX-TV NBC 3</b> (Company Name)	<b>09/17/2010</b> Date
<b>Larry Statser</b> (Contact Person)	<b>News Editor KJTL-TV FOX 18</b> (Company Name)	<b>09/17/2010</b> Date
<b>Judy McGinnis</b> (Contact Person)	<b>News Reporter Times Record News</b> (Company Name)	<b>09/17/2010</b> Date
<b>Lynn Walker</b> (Contact Person)	<b>City Editor Times Record News</b> (Company Name)	<b>09/17/2010</b> Date
<b>Mark Potter</b> (Contact Person)	<b>Reporter/Editor Vernon Daily Record</b> (Company Name)	<b>09/17/2010</b> Date

## Community Organizations/Groups

### Local Mailers

<b>United Regional Health Care System 11th St Campus</b> (Number Contacted)	<b>Judy Skinner</b> (List Filename & Location)	<b>09/17/2010</b> Date
<b>Commerical Recorder Times Publishing Co</b> (Number Contacted)	<b>Becky Schroeder</b> (List Filename & Location)	<b>09/17/2010</b> Date
<b>American National Bank</b> (Number Contacted)	<b>Paula Cresswell</b> (List Filename & Location)	<b>09/17/2010</b> Date
<b>Computech</b> (Number Contacted)	<b>Carol Keeton</b> (List Filename & Location)	<b>09/17/2010</b> Date
<b>Midwestern State University</b> (Number Contacted)	<b>Cindy Loveless</b> (List Filename & Location)	<b>09/17/2010</b> Date
<b>Times Record News</b> (Number Contacted)	<b>Becky Schroeder</b> (List Filename & Location)	<b>09/17/2010</b> Date
<b>City of Wichita Falls</b> (Number Contacted)	<b>Ford Swanson</b> (List Filename & Location)	<b>09/17/2010</b> Date
<b>Clinics of North Texas</b> (Number Contacted)	<b>Rhonda Fain</b> (List Filename & Location)	<b>09/17/2010</b> Date
<b>Cotton Electric Current</b> (Number Contacted)	<b>Jennifer Meason</b> (List Filename & Location)	<b>09/17/2010</b> Date
<b>First Baptist Church</b> (Number Contacted)	<b>Lowell Addy</b> (List Filename & Location)	<b>09/17/2010</b> Date
<b>Persidea</b> (Number Contacted)	<b>Chris Carrasco</b> (List Filename & Location)	<b>09/17/2010</b> Date
<b>State Auto Insurance Co</b> (Number Contacted)	<b>Carol Gibbs</b> (List Filename & Location)	<b>09/17/2010</b> Date
<b>Tx Alliance of Energy Producers</b> (Number Contacted)	<b>Sharon Davis</b> (List Filename & Location)	<b>09/17/2010</b> Date
<b>Texoma Community Credit Union</b> (Number Contacted)	<b>Todd Barnett</b> (List Filename & Location)	<b>09/17/2010</b> Date
<b>TMPA</b> (Number Contacted)	<b>Chris Carrasco</b> (List Filename & Location)	<b>09/17/2010</b> Date
<b>Union Square Fed Credit Union</b> (Number Contacted)	<b>Computech</b> (List Filename & Location)	<b>09/17/2010</b> Date
<b>What's Cookin</b> (Number Contacted)	<b>Kristi Dodson</b> (List Filename & Location)	<b>09/17/2010</b> Date
<b>Wichita Co Property Tax Office</b> (Number Contacted)	<b>Karen Murphy</b> (List Filename & Location)	<b>09/17/2010</b> Date
<b>Wichita Co Voter Registration</b> (Number Contacted)	<b>Lori Bohannon</b> (List Filename & Location)	<b>09/17/2010</b> Date
<b>Red River Authority</b> (Number Contacted)	<b>Stacey Green</b> (List Filename & Location)	<b>09/17/2010</b> Date

rev 07/16/2008

# Stakeholders Notification (continued)

(WorkBook Tab Notification - 1)

**Losing Facility:** Wichita Falls MPA

Stakeholder Notification Page 3

**AMP Event:** Start of Study

**Postel Family Credit Union**  
(Number Contacted)

**Todd Barnett**  
(List Filename & Location)

**09/17/2010**  
Date

**HCES/STATS Customer Service**  
(Number Contacted)

**Phyllis Tapp**  
(List Filename & Location)

**09/17/2010**  
Date

**Hotter N Hell**  
(Number Contacted)

**Kristi Dodson**  
(List Filename & Location)

**09/17/2010**  
Date

rev 07/16/2008

# Stakeholders Notification

(WorkBook Tab Notification - 2)

Last Saved: January 26, 2011

Stakeholder Notification Page 1

**Losing Facility:** Wichita Falls MPA

**AMP Event:** Public Meeting

**Meeting Location:** *Midwestern State University Comanche Suite Banquet Room in the Clark Student Center, 3410 Taft Blvd., Wichita Falls, TX 76308*

**Meeting Date:** December 8, 2010

**Meeting Time:** 7:00 PM

## Employees

<b>Newsbreak</b> (Method)	11/23/2010 Date
<b>Service talk</b> (Method)	11/23/2010 Date

## Employee Organizations

<b>M. Deanna Newsome</b> (Contact Person)	<b>APWU President</b> (Title/Union)	11/23/2010 Date
<b>D. T. Taylor</b> (Contact Person)	<b>Mailhandler Union Local General President</b> (Title/Union)	11/23/2010 Date
<b>Bill Sullivan</b> (Contact Person)	<b>APWU Regional Coordinator</b> (Title/Union)	11/23/2010 Date
<b>Charles Reynolds</b> (Contact Person)	<b>NPMHU Regional Director</b> (Title/Union)	11/23/2010 Date
<b>Kathy Baldwin</b> (Contact Person)	<b>NALC National Business Agent</b> (Title/Union)	11/23/2010 Date
<b>Lew Drass</b> (Contact Person)	<b>NALC National Business Agent</b> (Title/Union)	11/23/2010 Date

## Government Officials

<b>William M. Thornberry</b> (Contact Person)	<b>US Congressman</b> (Title/Office)	11/23/2010 Date
<b>Kay Bailey Hutchison</b> (Contact Person)	<b>US Senator</b> (Title/Office)	11/23/2010 Date
<b>John Cornyn III</b> (Contact Person)	<b>US Senator</b> (Title/Office)	11/23/2010 Date
<b>Glenn Barham</b> (Contact Person)	<b>Mayor, Wichita Falls</b> (Title/Office)	11/23/2010 Date
<b>David L. Farabee</b> (Contact Person)	<b>TX State Representative</b> (Title/Office)	11/23/2010 Date
<b>Craig Estes</b> (Contact Person)	<b>TX State Senator</b> (Title/Office)	11/23/2010 Date
<b>Randy Neugenbauer</b> (Contact Person)	<b>US Congressman</b> (Title/Office)	11/23/2010 Date

## Media

<b>Leslie</b> (Contact Person)	<b>News Producer KSWO - ABC 7</b> (Company Name)	11/23/2010 Date
<b>Newsroom</b> (Contact Person)	<b>Newsroom KAUZ-TV CBS 6</b> (Company Name)	11/23/2010 Date
<b>John Cameron</b> (Contact Person)	<b>9 am-6pm Assn Editor KAUZ-TV CBS 6</b> (Company Name)	11/23/2010 Date
<b>Chris Horgen</b> (Contact Person)	<b>after 6 pm Assn Editor KAUZ-TV CBS 6</b> (Company Name)	11/23/2010 Date
<b>Larry Statser</b> (Contact Person)	<b>News Assignment Editor KFDX-TV NBC 3</b> (Company Name)	11/23/2010 Date
<b>Doug</b> (Contact Person)	<b>News Director KFDX-TV NBC 4</b> (Company Name)	11/23/2010 Date

rev 07/16/2008

# Stakeholders Notification (continued)

(WorkBook Tab Notification - 2)

**Loosing Facility:** Wichita Falls MPA

Stakeholder Notification Page 2

**AMP Event:** Public Meeting

<u>Ann Arnold</u> (Contact Person)	<u>Reporter KFDX-TV NBC 3</u> (Company Name)	<u>11/23/2010</u> Date
<u>Mechell Dixon</u> (Contact Person)	<u>Reporter WE Guru KFDX-TV NBC 3</u> (Company Name)	<u>11/23/2010</u> Date
<u>Larry Statser</u> (Contact Person)	<u>News Editor KJTL-TV FOX 18</u> (Company Name)	<u>11/23/2010</u> Date
<u>Judy McGinnis</u> (Contact Person)	<u>News Reporter Times Record News</u> (Company Name)	<u>11/23/2010</u> Date
<u>Lynn Walker</u> (Contact Person)	<u>City Editor Times Record News</u> (Company Name)	<u>11/23/2010</u> Date
<u>Mark Potter</u> (Contact Person)	<u>Reporter/Editor Vernon Daily Record</u> (Company Name)	<u>11/23/2010</u> Date

## Community Organizations/Groups

### Local Mailers

<u>United Regional Health Care System 11th St Campus</u> (Number Contacted)	<u>Judy Skinner</u> (List Filename & Location)	<u>11/23/2010</u> Date
<u>Commerical Recorder Times Publishing Co</u> (Number Contacted)	<u>Becky Schroeder</u> (List Filename & Location)	<u>11/23/2010</u> Date
<u>American National Bank</u> (Number Contacted)	<u>Paula Cresswell</u> (List Filename & Location)	<u>11/23/2010</u> Date
<u>Computech</u> (Number Contacted)	<u>Carol Keeton</u> (List Filename & Location)	<u>11/23/2010</u> Date
<u>Midwestern State University</u> (Number Contacted)	<u>Cindy Loveless</u> (List Filename & Location)	<u>11/23/2010</u> Date
<u>Times Record News</u> (Number Contacted)	<u>Becky Schroeder</u> (List Filename & Location)	<u>11/23/2010</u> Date
<u>City of Wichita Falls</u> (Number Contacted)	<u>Ford Swanson</u> (List Filename & Location)	<u>11/23/2010</u> Date
<u>Clinics of North Texas</u> (Number Contacted)	<u>Rhonda Fain</u> (List Filename & Location)	<u>11/23/2010</u> Date
<u>Cotton Electric Current</u> (Number Contacted)	<u>Jennifer Meason</u> (List Filename & Location)	<u>11/23/2010</u> Date
<u>First Baptist Church</u> (Number Contacted)	<u>Lowell Addy</u> (List Filename & Location)	<u>11/23/2010</u> Date
<u>Persidea</u> (Number Contacted)	<u>Chris Carrasco</u> (List Filename & Location)	<u>11/23/2010</u> Date
<u>State Auto Insurance Co</u> (Number Contacted)	<u>Carol Gibbs</u> (List Filename & Location)	<u>11/23/2010</u> Date
<u>Tx Alliance of Energy Producers</u> (Number Contacted)	<u>Sharon Davis</u> (List Filename & Location)	<u>11/23/2010</u> Date
<u>Texoma Community Credit Union</u> (Number Contacted)	<u>Todd Barnett</u> (List Filename & Location)	<u>11/23/2010</u> Date
<u>TMPA</u> (Number Contacted)	<u>Chris Carrasco</u> (List Filename & Location)	<u>11/23/2010</u> Date
<u>Union Square Fed Credit Union</u> (Number Contacted)	<u>Computech</u> (List Filename & Location)	<u>11/23/2010</u> Date
<u>What's Cookin</u> (Number Contacted)	<u>Kristi Dodson</u> (List Filename & Location)	<u>11/23/2010</u> Date
<u>Wichita Co Property Tax Office</u> (Number Contacted)	<u>Karen Murphy</u> (List Filename & Location)	<u>11/23/2010</u> Date
<u>Wichita Co Voter Registration</u> (Number Contacted)	<u>Lori Bohannon</u> (List Filename & Location)	<u>11/23/2010</u> Date
<u>Red River Authority</u> (Number Contacted)	<u>Stacey Green</u> (List Filename & Location)	<u>11/23/2010</u> Date

rev 07/16/2008

# Stakeholders Notification (continued)

(WorkBook Tab Notification - 2)

**Losing Facility:** Wichita Falls MPA

Stakeholder Notification Page 3

**AMP Event:** Public Meeting

**Postel Family Credit Union**  
(Number Contacted)

**Todd Barnett**  
(List Filename & Location)

**11/23/2010**  
Date

**HCES/STATS Customer Service**  
(Number Contacted)

**Phyllis Tapp**  
(List Filename & Location)

**11/23/2010**  
Date

**Hotter N Hell**  
(Number Contacted)

**Kristi Dodson**  
(List Filename & Location)

**11/23/2010**  
Date

rev 07/16/2008

# Service Standard Impacts

Last Saved: January 26, 2011

**Losing Facility:** Wichita Falls MPA

**Losing Facility 3D ZIP Code(s):** 763

**Gaining Facility 3D ZIP Code(s):** 760-762, 764

Based on report prepared by Network Integration Support dated: 8/27/2010

<b>Service Standard Changes - Average Daily Volume</b> <small>(data obtained from ODIS is derived from sampling and may vary from actual volume)</small>																
	FCM						PRI		PER *		STD *		PSVC		ALL CLASSES	
	Overnight	% Change	All Others	% Change	Total	% Change	All	% Change	All	% Change	All	% Change	All	% Change	All	% Change
UPGRADE	21,825	2.69%	-	0.00%	21,825	0.89%	182	0.41%	-	0.00%	-	0.00%	17	0.11%	22,024	0.87%
DOWNGRADE	-	0.00%	-	0.00%	-	0.00%	-	0.00%	-	0.00%	-	0.00%	-	0.00%	-	0.00%
TOTAL	21,825	2.69%	-	0.00%	21,825	0.89%	182	0.41%	-	0.00%	-	0.00%	17	0.11%	22,024	0.87%
NET UP+NO CHNG	810,603	2.69%	1,650,598	0.00%	2,461,201	0.89%	44,589	0.41%	-	0.00%	-	0.00%	15,422	0.11%	2,521,213	0.87%
VOLUME TOTAL	810,603		1,650,598		2,461,201		44,589						15,422		2,521,213	

\* - Periodical and Standard mail origin 3-digit ZIP Code to destination 3-digit ZIP Code volume is not available

Selected summary fields are transferred to the *Executive Summary*

<b>Service Standard Changes - Pairs</b>																
	FCM						PRI		PER		STD		PSVC		ALL CLASSES	
	Overnight	% Change	All Others	% Change	Total	% Change	All	% Change	All	% Change	All	% Change	All	% Change	All	% Change
UPGRADE	15	0.00%	-	0.00%	15	0.00%	15	0.00%	473	0.00%	924	0.00%	8	0.00%	1,435	0.00%
DOWNGRADE	-	0.00%	-	0.00%	-	0.00%	-	0.00%	60	0.00%	-	0.00%	-	0.00%	60	0.00%
TOTAL	15	0.00%	-	0.00%	15	0.00%	15	0.00%	533	0.00%	924	0.00%	8	0.00%	1,495	0.00%
NET	15	0.00%	-	0.00%	15	0.00%	15	0.00%	413	0.00%	924	0.00%	8	0.00%	1,375	0.00%

rev 10/18/2009



**Workhour Costs - Current**

Last Saved: January 26, 2011

X586F0 \*\*\*\*\*

Losing Facility: Wichita Falls MPA

Gaining Facility: Fort Worth P&DF

Date Range of Data: 07/01/09 <<====>> 08/30/10

Function 1		Function 4	
LDC		LDC	
11	\$48.16	41	\$0.00
12	\$40.88	42	\$0.00
13	\$65.38	43	\$124.74
14	\$44.52	44	\$29.72
15	\$0.00	45	\$33.89
16	\$0.00	46	\$0.00
17	\$40.03	47	\$0.00
18	\$38.67	48	\$38.47

Function 1		Function 4	
LDC		LDC	
11	\$42.82	41	\$0.00
12	\$45.96	42	\$38.90
13	\$42.34	43	\$34.88
14	\$48.63	44	\$38.88
15	\$37.37	45	\$0.00
16	\$0.00	46	\$0.00
17	\$41.08	47	\$0.00
18	\$38.89	48	\$42.08

(1) Current Operation Numbers	(2) % Moved to Gaining	(3) Current Annual FHP Volume	(4) Current Annual TPH or NATPH Volume	(5) Current Annual Workhours	(6) Current Productivity (TPH or NATPH)	(7) Current Annual Workhour Costs
002	100.0%					\$3,059
009	100.0%					\$0
010	100.0%					\$2,967
011	100.0%					\$49,863
014	100.0%					\$104
017	100.0%					\$107,576
021	100.0%					\$0
022	100.0%					\$0
030	100.0%					\$30,964
035	100.0%					\$113,181
040	100.0%					\$87
050	15.0%					\$151,512
B	75.0%					
C	10.0%					
055	15.0%					\$316
B	75.0%					
C	10.0%					
060	90.0%					\$49,490
B	10.0%					
100	75.0%					\$6,420
B	25.0%					
112	100.0%					\$84,020
117	100.0%					\$48,596
130	75.0%					\$1,371
B	25.0%					
150	100.0%					\$0
160	100.0%					\$1,327
170	100.0%					\$85,311
180	100.0%					\$8,411
185	100.0%					\$27,520
200	75.0%					\$3,722
B	25.0%					
229	100.0%					\$272,442
230	100.0%					\$182
231	100.0%					\$170,470
268	100.0%					\$123
271	100.0%					\$3,377
278	100.0%					\$0
281	100.0%					\$151,037
282	100.0%					\$11,818

(8) Current Operation Numbers	(9) % Moved to Losing	(10) Current Annual FHP Volume	(11) Current Annual TPH or NATPH Volume	(12) Current Annual Workhours	(13) Current Productivity (TPH or NATPH)	(14) Current Annual Workhour Costs
002						\$1,164,590
331						\$395,487
010						\$775,576
015						\$584,670
014						\$67,797
017						\$117,124
021						\$0
022						\$0
030						\$2,362,555
035						\$2,141,923
040						\$355,345
321						\$320,317
248						\$1,635,322
051						\$120,415
429						\$228,847
249						\$1,082,501
055						\$142,215
331dup						
060						\$851,087
248dup						
321dup						
112						\$512,514
117						\$1,112,121
249dup						
429dup						
150						\$422,941
150dup						
170						\$113,859
180						\$509,297
185						\$274,799
249dup						
429dup						
229						\$3,828,386
230						\$2,129,417
231						\$3,080,389
283						\$204,568
271						\$693,036
263dup						
481						\$223
481dup						









**Workhour Costs - Proposed**

Last Saved: January 26, 2011

X566F0

40560

Losing Facility:

Wichita Falls MPA

Gaining Facility:

Fort Worth P&DF

(1) Proposed Operation Numbers	(2) Proposed Annual FHP Volume	(3) Proposed Annual TPH or NATPH Volume	(4) Proposed Annual Workhours	(5) Proposed Productivity (TPH or NATPH)	(6) Proposed Annual Workhour Costs
002					\$0
009					\$0
010					\$0
011					\$0
014					\$0
017					\$0
021					\$0
022					\$0
030					\$0
035					\$0
040					\$0
050					\$0
B					
C					
065					\$0
B					
C					
080					\$0
B					
100					\$0
B					
112					\$0
117					\$0
130					\$0
B					
150					\$0
160					\$0
170					\$0
180					\$0
185					\$0
200					\$0
B					
229					\$0
230					\$0
231					\$0
266					\$0
271					\$0
276					\$0
281					\$0
282					\$0
266					\$0
586					\$30,802
607					\$0
612					\$0
620					\$0
630					\$0
677					\$0
811					\$0
815					\$0

(7) Proposed Operation Numbers	(8) Proposed Annual FHP Volume	(9) Proposed Annual TPH or NATPH Volume	(10) Proposed Annual Workhours	(11) Proposed Productivity (TPH or NATPH)	(12) Proposed Annual Workhour Costs
002					\$1,167,729
331					\$411,614
010					\$777,577
015					\$618,298
014					\$67,867
017					\$189,675
021					\$0
022					\$0
030					\$2,396,307
035					\$2,235,137
040					\$355,418
321					\$351,744
248					\$1,769,372
051					\$140,201
429					\$0
249					\$1,086,360
055					\$142,249
331dup					\$0
060					\$652,896
248dup					\$0
321dup					\$0
112					\$536,833
117					\$1,120,668
249dup					\$0
429dup					\$0
150					\$424,387
150dup					\$0
170					\$131,774
180					\$509,297
185					\$274,799
249dup					\$0
429dup					\$0
229					\$3,978,987
230					\$2,129,524
231					\$3,100,314
263					\$204,675
271					\$694,054
263dup					\$0
481					\$61,551
481dup					\$0
263dup					\$0
585					\$918,242
607					\$304,854
612					\$224,043
620					\$5,081
630					\$36,527
677					\$2,996
331dup					\$0
333					\$1,141,556













## Staffing - Craft

Last Saved: February 15, 2011

<b>Losing Facility: Wichita Falls MPA</b>				<b>Finance Number:</b> <span style="background-color: black; color: black;">XXXXXXXXXX</span>		
Data Extraction Date: <u>09/20/10</u>						
Craft Positions	(1) Casuals On-Rolls	(2) Part Time On-Rolls	(3) Full Time On-Rolls	(4) Total On-Rolls	(5) Total Proposed	(6) Difference
Function 1 - Clerk	0	0	26	26	0	(26)
Function 4 - Clerk	0	1	21	22	22	0
Function 1 - Mail Handler	0	0	12	12	0	(12)
Function 4 - Mail Handler	0	0	0	0	0	0
<b>Function 1 &amp; 4 Sub-Total</b>	<b>0</b>	<b>1</b>	<b>59</b>	<b>60</b>	<b>22</b>	<b>(38)</b>
Function 3A - Vehicle Service	0	0	0	0	0	0
Function 3B - Maintenance	0	1	27	28	6	(22)
Functions 67-69 - Lmtd/Rehab/WC	0	0	0	0	0	0
Other Functions	0	10	89	99	99	0
<b>Total</b>	<b>0</b>	<b>12</b>	<b>175</b>	<b>187</b>	<b>127</b>	<b>(60)</b>
Retirement Eligibles: <u>68</u>						
<b>Gaining Facility: Fort Worth P&amp;DF</b>				<b>Finance Number:</b> <span style="background-color: black; color: black;">XXXXXXXXXX</span>		
Data Extraction Date: <u>09/20/10</u>						
Craft Positions	(7) Casuals On-Rolls	(8) Part Time On-Rolls	(9) Full Time On-Rolls	(10) Total On-Rolls	(11) Total Proposed	(12) Difference
Function 1 - Clerk	28	0	552	580	598	18
Function 1 - Mail Handler	0	21	280	301	312	11
<b>Function 1 Sub-Total</b>	<b>28</b>	<b>21</b>	<b>832</b>	<b>881</b>	<b>910</b>	<b>29</b>
Function 3A - Vehicle Service	2	6	57	65	65	0
Function 3B - Maintenance	6	1	218	225	225	0
Functions 67-69 - Lmtd/Rehab/WC	0	2	60	62	62	0
Other Functions	0	0	8	8	8	0
<b>Total</b>	<b>36</b>	<b>30</b>	<b>1,175</b>	<b>1,241</b>	<b>1,270</b>	<b>29</b>
Retirement Eligibles: <u>362</u>						
<b>Total Craft Position Loss: <u>31</u> (This number carried forward to the Executive Summary)</b>						
(13) Notes: _____						
rev 11/05/2008						

# Staffing - Management

Last Saved: February 15, 2011

**Losing Facility:** Wichita Falls MPA  
**Data Extraction Date:** 09/20/10      **Finance Number:** XXXXXXXXXX

<b>Management Positions</b>						
Line	(1) Position Title	(2) Level	(3) Current Auth Staffing	(4) Current On-Rolls	(5) Proposed Staffing	(6) Difference
1	POSTMASTER (F)	EAS-24	1	1	1	0
2	MGR MAIL PROCESSING OPERATIONS	EAS-19	1	1	0	-1
3	MGR MAINTENANCE	EAS-18	1	0	0	0
4	SUPV DISTRIBUTION OPERATIONS	EAS-17	2	1	0	-1
5	SUPV MAINTENANCE OPERATIONS	EAS-17	1	0	0	0
6	MGR CUSTOMER SERVICES	EAS-22	1	1	1	0
7	SUPV CUSTOMER SERVICES	EAS-17	3	3	3	0
8	MGR CUSTOMER SERVICES	EAS-21	1	1	0	-1
9	SUPV CUSTOMER SERVICES	EAS-17	3	2	2	0
10						
11						
12						
13						
14						
15						
16						
17						
18						
19						
20						
21						
22						
23						
24						
25						
26						
27						
28						
29						
30						
31						

44						
45						
46						
47						
48						
49						
50						
51						
52						
53						
54						
55						
56						
57						
58						
59						
60						
61						
62						
63						
64						
65						
66						
67						
68						
69						
70						
71						
72						
73						
74						
75						
76						
77						
78						
79						
	<b>Totals</b>		<b>14</b>	<b>10</b>	<b>7</b>	<b>(3)</b>

Retirement Eligibles: 5

Position Loss: 3

<b>Management Positions</b>						
Line	(12) Position Title	(13) Level	(14) Current Auth Staffing	(15) Current On-Rolls	(16) Proposed Staffing	(17) Difference
1	SR PLANT MANAGER (2)	PCES-01	1	1	1	0
2	MGR IN-PLANT SUPPORT	EAS-25	1	1	1	0
3	SR MGR DISTRIBUTION OPERATIONS	EAS-25	1	1	1	0
4	MGR DISTRIBUTION OPERATIONS	EAS-24	1	1	1	0
5	MGR MAINTENANCE	EAS-24	0	1	1	0
6	MGR MAINTENANCE (LEAD)	EAS-24	1	0	0	0
7	MGR DISTRIBUTION OPERATIONS	EAS-22	2	2	2	0
8	OPERATIONS INDUSTRIAL ENGINEER (FIE	EAS-22	1	0	0	0
9	MGR MAINTENANCE OPERATIONS	EAS-21	3	3	3	0
10	MGR TRANSPORTATION/NETWORKS	EAS-21	1	1	1	0
11	OPERATIONS INDUSTRIAL ENGINEER (FIE	EAS-21	3	2	2	0
12	MGR DISTRIBUTION OPERATIONS	EAS-20	2	2	2	0
13	MGR MAINT ENGINEERING SUPPORT	EAS-20	1	0	0	0
14	OPERATIONS SUPPORT SPECIALIST	EAS-20	1	1	1	0
15	MAINTENANCE ENGINEERING SPECIALIST	EAS-19	1	1	1	0
16	MGR DISTRIBUTION OPERATIONS	EAS-19	1	1	1	0
17	MGR FIELD MAINT OPRNS (LEAD)	EAS-19	1	0	0	0
18	MGR MAINTENANCE OPERATIONS SUPPT	EAS-19	1	1	1	0
19	NETWORKS SPECIALIST	EAS-18	1	1	1	0
20	OPERATIONS SUPPORT SPECIALIST	EAS-18	2	2	2	0
21	OPERATIONS SUPPORT SPECIALIST	EAS-17	4	4	4	0
22	SUPV DISTRIBUTION OPERATIONS	EAS-17	45	45	45	0
23	SUPV MAINTENANCE OPERATIONS	EAS-17	13	10	10	0
24	SUPV TRANSPORTATION OPERATIONS	EAS-17	4	4	4	0
25	NETWORKS SPECIALIST	EAS-16	1	1	1	0
26	SECRETARY (FLD)	EAS-12	1	1	1	0
27						
28						
29						
30						
31						
32						
33						
34						

47						
48						
49						
50						
51						
52						
53						
54						
55						
56						
57						
58						
59						
60						
61						
62						
63						
64						
65						
66						
67						
68						
69						
70						
71						
72						
73						
74						
75						
76						
77						
78						
79						
	<b>Total</b>		<b>94</b>	<b>87</b>	<b>87</b>	<b>0</b>

Retirement Eligibles: 27

Position Loss: 0

**Total PCES/EAS Position Loss: 3** (This number carried forward to the *Executive Summary*)

rev 11/05/2008





1	2	3	4	5	6	7
Route Numbers	Current Annual Mileage	Current Annual Cost	Current Cost per Mile	Proposed Annual Mileage	Proposed Annual Cost	Proposed Cost per Mile

8	9	10	11	12	13	14
Route Numbers	Current Annual Mileage	Current Annual Cost	Current Cost per Mile	Proposed Annual Mileage	Proposed Annual Cost	Proposed Cost per Mile

Proposed Trip Impacts	Current Losing	Moving to Gain (-)	Other Changes (+/-)	Trips from Gaining	Proposed Result
	6,179	0	0	0	6,179

Proposed Trip Impacts	Current Gaining	Moving to Lose (-)	Other Changes (+/-)	Trips from Losing	Proposed Result
	192,795	0	0	0	192,795

HCR Annual Savings (Losing Facility): (\$306,699)

HCR Annual Savings (Gaining Facility): \$0

Total HCR Transportation Savings: (\$306,699)

<<=> (This number is summed with Total from 'Trans-PVS' and carried forward to the Executive Summary as Transportation Savings)

rev 11/05/2008

X

**Transportation - PVS**  
Last Saved: February 15, 2011

**Losing Facility:** Wichita Falls MPA  
**Finance Number:** XXXXXXXXXX  
**Date Range of Data:** 07/01/09 -- to -- 06/30/10

**Gaining Facility:** Fort Worth P&DF  
**Finance Number:** XXXXXXXXXX

	(1) Current	(2) Proposed	(3) Difference
<b>PVS Owned Equipment</b>			
Seven Ton Trucks			0
Eleven Ton Trucks			0
Single Axle Tractors			0
Tandem Axle Tractors			0
Spotters			0
<b>PVS Transportation</b>			
Total Number of Schedules			0
Total Annual Mileage			0
<b>Total Mileage Costs</b>			<b>\$0</b>
<b>PVS Leases</b>			
Total Vehicles Leased			0
<b>Total Lease Costs</b>			<b>\$0</b>
<b>PVS Workhour Costs</b>			
LDC 31 (617, 679, 764)	\$0	\$0	\$0
LDC 34 (765, 766)	\$0	\$0	\$0
Adjustments (from "Other Curr vs Prop" tab)		\$0	
<b>Total Workhour Costs</b>	<b>\$0</b>	<b>\$0</b>	<b>\$0</b>

	(4) Current	(5) Proposed	(6) Difference
<b>PVS Owned Equipment</b>			
Seven Ton Trucks			0
Eleven Ton Trucks			0
Single Axle Tractors			0
Tandem Axle Tractors			0
Spotters			0
<b>PVS Transportation</b>			
Total Number of Schedules			0
Total Annual Mileage			0
<b>Total Mileage Costs</b>			<b>\$0</b>
<b>PVS Leases</b>			
Total Vehicles Leased			0
<b>Total Lease Costs</b>			<b>\$0</b>
<b>PVS Workhour Costs</b>			
LDC 31 (617, 679, 764)	\$304,192	\$304,192	\$0
LDC 34 (765, 766)	\$5,210,941	\$5,210,941	\$0
Adjustments (from "Other Curr vs Prop" tab)		\$0	
<b>Total Workhour Costs</b>	<b>\$5,515,133</b>	<b>\$5,515,133</b>	<b>\$0</b>

**PVS Transportation Savings (Losing Facility):**

**PVS Transportation Savings (Gaining Facility):**

**Total PVS Transportation Savings:**  <=== (This number is summed with Total from 'Trans-HCR' and carried forward to the Executive Summary as Transportation Savings)

(7) Notes: No changes

rev 04/13/2009

**MPE Inventory**

Last Saved: January 26, 2011

Losing Facility: Wichita Falls MPA

Gaining Facility: Fort Worth P&DF

Data Extraction Date: 09/20/10

Equipment Type	(1) Current Number	(2) Proposed Number	(3) Difference
AFCS	0	0	0
AFSM - ALL	0	0	0
APPS	0	0	0
CIOSS	0	0	0
CSBCS	0	0	0
DBCS	3	0	(3)
DBCS-OSS	0	0	0
DIOSS	1	0	(1)
FSS	0	0	0
SPBS	0	0	0
UFSM	1	0	(1)
FC / MICRO MARK	1	0	(1)
ROBOT GANTRY	0	0	0
HSTS / HSUS	0	0	0
LCTS / LCUS	0	0	0
LIPS	0	0	0
MLOCR-ISS	0	0	0
MPBCS-OSS	0	0	0
TABBER	0	0	0
POWERED INDUSTRIAL EQUIPMENT	0	0	0

Equipment Type	(4) Current Number	(5) Proposed Number	(6) Difference	(7) Excess Equipment	(8) Relocation Costs
AFCS	8	8	0	0	
AFSM 100	5	5	0	0	
APPS	1	1	0	0	
CIOSS	2	2	0	0	
CSBCS	0	0	0	0	
DBCS	37	40	3	0	\$15,000
DBCS-OSS	0	0	0	0	
DIOSS	5	6	1	0	\$5,000
FSS	0	0	0	0	
SPBS	0	0	0	0	
UFSM	0	0	0	(1)	\$2,000
FC / MICRO MARK	0	0	0	(1)	
ROBOT GANTRY	0	0	0	0	
HSTS / HSUS	0	0	0	0	
LCTS / LCUS	4	4	0	0	
LIPS	0	0	0	0	
MLOCR-ISS	0	0	0	0	
MPBCS-OSS	0	0	0	0	
TABBER	0	0	0	0	
POWERED INDUSTRIAL EQUIPMENT	0	0	0	0	

Mail Processing Equipment Relocation Costs from Losing to Gaining Facility: \$22,000 (This number is carried forward to *Space Evaluation and Other Costs*)

(9) Notes: Cost for UFSM includes MicroMark not shown above. Both UFSM and MicroMark will be exceeded.

rev 03/04/2008

## Maintenance

Last Saved: January 26, 2011

Losing Facility: Wichita Falls MPA

Gaining Facility: Fort Worth P&DF

Date Range of Data: Jul-01-2009 : Jun-30-2010

Workhour Activity	(1) Current Cost	(2) Proposed Cost	(3) Difference
LDC 36 Mail Processing Equipment	\$ 876,847	\$ 0	\$ (876,847)
LDC 37 Building Equipment	\$ 219,106	\$ 219,106	\$ 0
LDC 38 Building Services <i>(Custodial Cleaning)</i>	\$ 806,199	\$ 447,737	\$ (358,462)
LDC 39 Maintenance Operations Support	\$ 117,791	\$ 202	\$ (117,588)
LDC 93 Maintenance Training	\$ 18,256	\$ 18,256	\$ 0
Workhour Cost Subtotal	\$ 2,038,199	\$ 685,302	\$ (1,352,897)
Other Related Maintenance & Facility Costs			
Total Maintenance Parts, Supplies & Facility Utilities	\$ 253,427	\$ 126,000	\$ (127,427)
Adjustments <i>(from "Other Cost vs Prop" tab)</i>	\$ 0		
Grand Total	\$ 2,291,626	\$ 811,302	\$ (1,480,324)

Workhour Activity	(4) Current Cost	(5) Proposed Cost	(6) Difference
LDC 36 Mail Processing Equipment	\$ 10,229,291	\$ 10,229,291	\$ 0
LDC 37 Building Equipment	\$ 2,281,351	\$ 2,281,351	\$ 0
LDC 38 Building Services <i>(Custodial Cleaning)</i>	\$ 3,345,236	\$ 3,345,236	\$ 0
LDC 39 Maintenance Operations Support	\$ 1,204,398	\$ 1,204,398	\$ 0
LDC 93 Maintenance Training	\$ 15,103	\$ 15,103	\$ 0
Workhour Cost Subtotal	\$ 17,075,379	\$ 17,075,379	\$ 0
Other Related Maintenance & Facility Costs			
Total Maintenance Parts, Supplies & Facility Utilities	\$ 2,231,006	\$ 2,358,433	\$ 127,427
Adjustments <i>(from "Other Cost vs Prop" tab)</i>	\$ 0		
Grand Total	\$ 19,306,385	\$ 19,433,812	\$ 127,427

Annual Maintenance Savings: \$1,352,897 (This number carried forward to the Executive Summary)

(7) Notes: \_\_\_\_\_

rev 04/13/2009

## Distribution Changes

Last Saved: January 26, 2011

Losing Facility: Wichita Falls MPA

Type of Distribution to Consolidate: Orig & Dest

Indicate each DMM labeling list affected by placing an "X" to the left of the list.

(1) <table style="width: 100%; border-collapse: collapse;"> <tr><td style="width: 50%;">DMM L001</td><td style="width: 50%;">DMM L011</td></tr> <tr><td><b>X</b> DMM L002</td><td><b>X</b> DMM L201</td></tr> <tr><td>DMM L003</td><td>DMM L801</td></tr> <tr><td>DMM L004</td><td>DMM L802</td></tr> <tr><td><b>X</b> DMM L005</td><td>DMM L803</td></tr> <tr><td>DMM L006</td><td>DMM L804</td></tr> <tr><td>DMM L007</td><td>DMM L805</td></tr> <tr><td>DMM L008</td><td>DMM L806</td></tr> <tr><td>DMM L009</td><td>DMM L807</td></tr> <tr><td>DMM L010</td><td>DMM L801</td></tr> </table>	DMM L001	DMM L011	<b>X</b> DMM L002	<b>X</b> DMM L201	DMM L003	DMM L801	DMM L004	DMM L802	<b>X</b> DMM L005	DMM L803	DMM L006	DMM L804	DMM L007	DMM L805	DMM L008	DMM L806	DMM L009	DMM L807	DMM L010	DMM L801	
DMM L001	DMM L011																				
<b>X</b> DMM L002	<b>X</b> DMM L201																				
DMM L003	DMM L801																				
DMM L004	DMM L802																				
<b>X</b> DMM L005	DMM L803																				
DMM L006	DMM L804																				
DMM L007	DMM L805																				
DMM L008	DMM L806																				
DMM L009	DMM L807																				
DMM L010	DMM L801																				

If revisions to DMM L005 or DMM L201 are needed, indicate proposed DMM label change below.

(2) DMM Labeling List L005 - 3-Digit ZIP Code Prefix Groups - SCF Sortation		
From:		
Action Code*	Column A - 3-Digit ZIP Code Prefix Group	Column B - Label to
D	763	Wichita Falls TX 763
CF	760-762, 764	SCF Ft Worth TX 760
To:		
Action Code*	Column A - 3-Digit ZIP Code Prefix Group	Column B - Label to
CT	760-764	SCF Ft Worth TX 760

\*Action Codes: A=add D=delete CF=change from CT=change to

**Important Note:** Section 2 & 3 illustrate possible changes to DMM labeling lists. Section 2 relates to consolidation of Destination Operations. Section 3 pertains to Originating Operations. The Area Distribution Network group will submit appropriate requests for DMM changes after AMP approval.

(3) DMM Labeling List L201 - Periodicals Origin Split

Action Code*	Column A - Entry ZIP Codes	Column B - 3-Digit ZIP Code Destinations	Column C - Label to
D	763	150-168, 179-199, 260, 280-285, 287-329, 334-339, 341, 342, 344, 346, 347, 349-352, 354-418, 420-427, 430-489, 492, 500-516, 520-528, 540, 546-548, 550, 551, 553-567, 570-577, 580-588, 600-620, 622-631, 633-641, 644-658, 660-662, 664-681, 683-693, 700, 701, 703-708, 710-714, 716-731, 733-741, 743-816, 820, 822-838, 840-847, 850-853, 855-857, 859, 860, 863, 865, 870-875, 877-885, 900-908, 910-928, 930-948, 950-953, 956-958, 970-	OMX Wichita Falls TX 763
CF	760 - 762, 764	005, 100-119, 124-127, 150-168, 179-212, 214-223, 226, 227, 254, 260, 267, 280-282, 286-292, 297-329, 334-339, 341, 342, 344, 346, 347, 349-352, 354-418, 420-427, 430-497, 500-516, 520-528, 540, 546, 547, 550, 551, 553-567, 570-577, 580-588, 600-620, 622-631, 633-641, 644-658, 660-662, 664-681, 683-693, 700, 701, 703-708, 710-714, 716-731, 733-741, 743-805, 807-816, 820, 822-831, 840-847, 850-853, 855-857, 859, 860, 863, 865, 870-875, 877-885, 898, 900-908, 910-928, 930-935	OMX Ft Worth TX 760
CT	760 - 764	005, 100-119, 124-127, 150-168, 179-212, 214-223, 226, 227, 254, 260, 267, 280-282, 286-292, 297-329, 334-339, 341, 342, 344, 346, 347, 349-352, 354-418, 420-427, 430-497, 500-516, 520-528, 540, 546, 547, 550, 551, 553-567, 570-577, 580-588, 600-620, 622-631, 633-641, 644-658, 660-662, 664-681, 683-693, 700, 701, 703-708, 710-714, 716-731, 733-741, 743-805, 807-816, 820, 822-831, 840-847, 850-853, 855-857, 859, 860, 863, 865, 870-875, 877-885, 898, 900-908, 910-928, 930-935	OMX Ft Worth TX 760

\*Action Codes: A=add D=delete CF=change from CT=change to

(4) Drop Shipments for Destination Entry Discounts - FAST Appointment Summary Report

Month	Losing/Gaining	NASS Code	Facility Name	Total Schd Appts	No-Show		Late Arrival		Open		Closed		Unschd Count
					Count	%	Count	%	Count	%	Count	%	
Aug	Losing Facility	763	Wichita Falls TX	99	51	52%	6	6%	0	0%	48	48%	4
Sep	Losing Facility	763	Wichita Falls TX	107	33	31%	18	17%	0	0%	74	69%	11
Aug	Gaining Facility	760	Ft Worth TX	822	152	18%	228	27%	0	0%	670	82%	3
Sep	Gaining Facility	760	Ft Worth TX	884	168	19%	270	31%	0	0%	716	81%	4

(5) Notes:

rev 6/14/2009

### Customer Service Issues

Last Saved: January 26, 2011

Losing Facility: Wichita Falls MPA  
 5-Digit ZIP Code: 76302  
 Data Extraction Date: 09/20/10

	3-Digit ZIP Code:		3-Digit ZIP Code:		3-Digit ZIP Code:		3-Digit ZIP Code:	
	Current		Current		Current		Current	
	Mon. - Fri.	Sat.	Mon. - Fri.	Sat.	Mon. - Fri.	Sat.	Mon. - Fri.	Sat.
1. Collection Points								
Number picked up before 1 p.m.	0	0						
Number picked up between 1-5 p.m.	58	44						
Number picked up after 5 p.m.	7	1						
Total Number of Collection Points	65	45	0	0	0	0	0	0

2. How many collection boxes are designated for "local delivery"? 0

3. How many "local delivery" boxes will be removed as a result of AMP? 0

4. Delivery Performance Report

% Carriers returning before 5 p.m.

Quarter/FY	Percent
1	70.0%
2	70.0%
3	70.0%
4	70.0%

5. Retail Unit Inside Losing Facility (Window Service Times)

	Current		Proposed	
	Start	End	Start	End
Monday	8:30	17:00	8:30	17:00
Tuesday	8:30	17:00	8:30	17:00
Wednesday	8:30	17:00	8:30	17:00
Thursday	8:30	17:00	8:30	17:00
Friday	8:30	17:00	8:30	17:00
Saturday	9:00	13:00	9:00	13:00

6. Business (Bulk) Mail Acceptance Hours

	Current		Proposed	
	Start	End	Start	End
Monday	10:00	6:00	10:00	5:00
Tuesday	10:00	6:00	10:00	5:00
Wednesday	10:00	6:00	10:00	5:00
Thursday	10:00	6:00	10:00	5:00
Friday	10:00	6:00	10:00	5:00
Saturday	closed	closed	closed	closed

7. Can customers obtain a local postmark in accordance with applicable policies in the *Postal Operations Manual*? yes

8. Notes: Bridge Creek and Morningside carrier units to be consolidated to plant- they currently do have retail units inside. Hours for retail at these locations start at 8:30 M-F, 9:00 Sat, and end at 17:00 (M-F), 13:00 (Sat) Morningside, one hour later for Bridgecreek.

Gaining Facility: Fort Worth P&DF

9. What postmark will be printed on collection mail?

Line 1 Fort Worth TX 76161

Line 2 \_\_\_\_\_

rev #/18/2006

## Space Evaluation and Other Costs

Last Saved: January 26, 2011

Losing Facility: Wichita Falls MPA

### Space Evaluation

1. Affected Facility

Facility Name: Wichita Falls MPA  
 Street Address: 1343 Hatton Drive  
 City, State ZIP: Wichita Falls, TX 76302

2. Lease Information. (If not leased skip to 3 below.)

Enter annual lease cost: Owned  
 Enter lease expiration date: \_\_\_\_\_  
 Enter lease options/terms: \_\_\_\_\_

3. Current Square Footage

Enter the total interior square footage of the facility: 55859  
 Enter gained square footage expected with the AMP: 0

4. Planned use for acquired space from approved AMP  
not applicable

5. Facility Costs

Enter any projected one-time facility costs: \$520,000  
 (This number shown below under One-Time Costs section.)

6. Savings Information

Space Savings (\$): \_\_\_\_\_  
 (This number carried forward to the Executive Summary)

7. Notes In order to accommodate new mail processing equipment in FTW P&DC, upgraded HVAC and power in two locations will be required. MTE processing unit will require expansion. Wichita Falls plant will incur expenses to repurpose plant for carrier useage.

### One-Time Costs

Employee Relocation Costs: \$462,000  
 Mail Processing Equipment Relocation Costs: \$22,000  
 (from MPE Inventory)  
 Facility Costs: \$520,000  
 (from above)  
**Total One-Time Costs: \$1,004,000**  
 (This number carried forward to Executive Summary)

### Remote Encoding Center Cost per 1000

Losing Facility: Wichita Falls MPA

Gaining Facility: Fort Worth P&DF

YTD Range of Report: 07/01/09 : 06/30/10

(1) Product	(2) Associated REC	(3) Current Cost per 1,000 Images	(4) Product	(5) Associated REC	(6) Current Cost per 1,000 Images
Letters	Salt Lake City	\$27.57	Letters	Salt Lake City	\$27.57
Flats		n/a	Flats	Salt Lake City	\$27.51
PARS COA		n/a	PARS COA	Salt Lake City	\$142.51
PARS Redirects		n/a	PARS Redirects	Salt Lake City	\$33.19
APPS		n/a	APPS	Salt Lake City	\$29.40

rev 9/24/2008