

July 8, 2011

Mr. Cliff Guffey
President
American Postal Workers
Union (APWU), AFL-CIO
1300 L Street, NW
Washington, DC 20005-4128

Certified Mail Tracking Number:
7099 3400 0009 0515 9117

Fax: (202) 842-4297

Dear Cliff:

This is to inform you of the Postal Service's decision to consolidate all originating and destinating mail processing operations at the following Western Area location:

- Miles City, MT Customer Service Mail Processing Center (CSMPC) into Billings, MT Processing and Distribution Center (P&DC)

After review, it was decided that this consolidation is in the best interest of the Postal Service. Implementation of this AMP is expected to be completed by October 2011. Enclosed per your request is a copy of the completed study.

The Postal Service must continually look to improve productivity and increase efficiency while maintaining excellent service. The decline in mail volume and revenues due to the economic downturn has only heightened the need for such improvements. These consolidations will allow us to accomplish this goal by making better use of excess space, staffing, and equipment, and to process mail more efficiently.

We have redacted information from the study in accordance with our standard practice. We have also redacted mailer names, companies, and titles that were notified of the study. The mailer names, companies, and titles do not appear to be relevant to the Union's representational responsibilities. Volume numbers associated with service standard changes have also been redacted. This data is commercially sensitive and could be advantageous to our competitors. In order to protect market share, the Postal Service must protect the confidentiality of this information.

It is projected that this consolidation will result in significant savings for the Postal Service. Some affected career employees may be reassigned to the gaining facility or to other vacant positions. Reassignments will be made in accordance with the collective bargaining agreement.

If you have questions, or need additional information, please contact Matt Berrang at (202) 268-6777.

Sincerely,

Patrick M. Devine
Acting Manager
Contract Administration (APWU)

Enclosure

Approval Signatures

Last Saved April 8, 2011

Losing Facility Name and Type: Miles City CSMPC

Street Address: 106 N 7th St

City: Miles City

State: MT

Facility ZIP Code: 59301

Finance Number: 295724

Current 3D ZIP Code(s): 593

Type of Distribution to Consolidate: Orig & Dest

Gaining Facility Name and Type: Billings P&DC

Street Address: 841 S 26th St

City: Billings

State: MT

Facility ZIP Code: 59101

Finance Number: 290774

Current 3D ZIP Code(s): 590, 591, 821

ACKNOWLEDGEMENT OF ACCOUNTABILITY - I acknowledge that I am accountable for respecting and supporting the integrity of all official postal reporting systems, including financial reports and those relating to compliance with contracting, complement, or similar efforts involving the investment and expenditure of funds, as well as all systems to service to our customers.

LOSING FACILITY:

Officer in Charge:

Vern Anvik

Printed Name



Signature

6-10-11

Date

Senior Plant Manager:

Rickie L. Kunzweiler

Printed Name



Signature


6-15-11

Date

District Manager:

John J. DiPeri

Printed Name



Signature

6/15/11

Date

GAINING FACILITY:

Postmaster

Todd Snyder

Printed Name



Signature

6/14/11

Date

Senior Plant Manager:

Rickie L. Kunzweiler

Printed Name



Signature


6-15-11

Date

District Manager:

John J. DiPeri

Printed Name



Signature

6/15/11

Date

AREA OFFICE:

Area Vice President:

Sylvester Black

Printed Name



Signature

6/16/11

Date

Implementation Date: _____

HEADQUARTERS:


Approved:

Disapproved:

Vice President, Network Operations:

David E. Williams

Printed Name



Signature

6/24/11

Date

Comments: _____

Executive Summary

Last Saved: June 9, 2011

Losing Facility Name and Type: Miles City CSMPC

Street Address: 106 N 7th St

City, State: Miles City, MT

Current 3D ZIP Code(s): 593

Type of Distribution to Consolidate: Orig & Dest

Miles to Gaining Facility: 145

Gaining Facility Name and Type: Billings P&DC

Current 3D ZIP Code(s): 590, 591, 821

Summary of AMP Worksheets

Savings/Costs

Mail Processing Craft Workhour Savings =	\$94,438	from Workhour Costs - Proposed
Non-MP Craft/EAS + Shared LDCs Workhour Savings (less Maint/Trans) =	(\$105)	from Other Curr vs Prop
PCES/EAS Supervisory Workhour Savings =	\$0	from Other Curr vs Prop
Transportation Savings =	\$0	from Transportation (HCR and PVS)
Maintenance Savings =	\$372	from Maintenance
Space Savings =	\$0	from Space Evaluation and Other Costs
Total Annual Savings =	\$94,704	
Total One-Time Costs =	\$0	from Space Evaluation and Other Costs
Total First Year Savings =	\$94,704	

Staffing Positions

Craft Position Loss = 1 from Staffing - Craft

PCES/EAS Position Loss = (3) from Staffing - PCES/EAS

Volume

Total FHP to be Transferred (Average Daily Volume) = N/A from Workhour Costs - Current

Current FHP at Gaining Facility (Average Daily Volume) = 1,025,290 from Workhour Costs - Current

Losing Facility Cancellation Volume (Average Daily Volume) = 2,904 (= Total TPH / Operating Days)

Service

Service Standard Impacts by ADV

First-Class Mail®
 Priority Mail®
 Package Services
 Periodicals
 Standard Mail
Code to destination 3-digit ZIP Code volume is not available

UPGRADED	DOWNGRADED	Unchanged + Upgrades	Unchanged + Upgrades
ADV	ADV	ADV	%
			99.6%
			99.9%
			100.0%
			N/A*
			N/A*

rev 10/15/2009

Summary Narrative

Last Saved: June 9, 2011

Losing Facility Name and Type: Miles City CSMPC

Current 3D ZIP Code(s): 593

Type of Distribution to Consolidate: Orig & Dest

Gaining Facility Name and Type: Billings P&DC

Current 3D ZIP Code(s): 590, 591, 821

BACKGROUND

This is a summary of the feasibility study for the consolidation of all originating and destinating mail from the Miles City MT CSMPC (593) to the Billings MT P&DC (591). This study was conducted to determine the feasibility of relocating the originating and destinating distribution processing operations 145 miles from Miles City into Billings every day, Monday through Saturday. Miles City originating mail is currently processed at Billings on Saturdays only since prior to 2008. The 24 hour clock target of 80% cancellations by 2000 will be adversely affected by the AMP due to the last trip from Miles City not arriving in Billings until after 2200.

FINANCIAL SUMMARY

The annual baseline date for this AMP feasibility study is taken from the period of January 1, 2010 – December 31, 2010. Financial savings proposed for the consolidation of originating mail volumes from the Miles City CSMPC into the Billings P&DC are:

Total Annual Savings	\$94,704
Total First Year Savings	\$94,704

CUSTOMER & SERVICE IMPACTS

The BMAU and retail unit located at the Miles City PO will not be affected if the AMP is implemented. Local collection box pick up times will remain unchanged and a local postmark will continue to be available at retail service locations.

TRANSPORTATION

Existing HCR routes times for SCF 593 as well as the 593 Associate Offices will not be modified.

EMPLOYEE IMPACTS

This feasibility study includes the reduction of one craft mail processing position. Management staffing in Miles City will not change. Billings will maintain the current authorized staffing. The Billings plant is currently three positions under total authorized. If the AMP is implemented, there will be a net change of 1 craft positions and 0 management positions. The total Function 1/4 savings from craft impacts is projected to be \$94,438.

rev 06/10/2009

Summary Narrative *(continued)*

Management and Craft Staffing Impacts							
	Miles City			Billings			Net Diff
	Total Current On-Rolls	Total Proposed	Diff	Total Current On-Rolls	Total Proposed	Diff	
Craft ¹	15	14	(1)	276	276	-	(1)
Management	2	2	-	27	30	3	3

¹ Craft = FTR+PTR+PTF+Casuals

Mail Processing Management to Craft Ratio				
Management to Craft ₂ Ratios	Current Authorized		Proposed	
	SDOs to Craft ₁ (1:25 target)	MDOs+SDOs to Craft ₁ (1:22 target)	SDOs to Craft ₁ (1:25 target)	MDOs+SDOs to Craft ₁ (1:22 target)
Miles City	Not Applic	Not Applic	Not Applic	Not Applic
Billings	1 : 25	1 : 21	1 : 21	1 : 18

¹ Craft = FTR+PTR+PTF+Casuals
² Craft = F1 + F4 at Losing; F1 only at Gaining

As a matter of policy, the Postal Service follows the Worker Adjustment and Retraining Notification Act's ("WARN") notification requirements when the number of employees experiencing an employment loss within the meaning of WARN would trigger WARN's requirements. Some or all of the impacted employees described above may not experience an employment loss within the meaning of WARN due to transfers or reassignments.

EQUIPMENT RELOCATION AND MAINTENANCE IMPACTS

The AMP feasibility study projects an annual Maintenance savings of \$372.00. This savings consists of the removal of the model G operation in Miles City along with the corresponding maintenance reductions assigned to support this equipment.

SPACE IMPACTS

Miles City is currently located in an alternate facility due to a vapor intrusion incident. If the AMP feasibility study is approved, the operation will continue to operate in the COOP site.

24 Hour Clock

Last Saved: June 9, 2011

Losing Facility Name and Type: Miles City CSMPC

Current 3D ZIP Code(s): 593

Type of Distribution to Consolidate: Orig & Dest

Gaining Facility Name and Type: Billings P&DC

Current 3D ZIP Code(s): 590, 591, 821

Weekly Trends Beginning Day	24 Hour Indicator Report			80%	100%	100%	100%	Millions	100%	100%	86.9%
			Facility	Cancelled by 2000 Data Source = EDW MCRS	OGP Cleared by 2300 Data Source = EDW EOR	OGS Cleared by 2400 Data Source = EDW EOR	MMP Cleared by 2400 Data Source = EDW EOR	MMP Volume On Hand at 2400 Data Source = EDW MCRS	Mail Assigned Commercial / FedEx By 0230 Data Source = EDW SASS	DPS 2nd Pass Cleared by 0700 Data Source = EDW EOR	Trips On-Time 0400 - 0900 Data Source = EDW TIMES
		%									
28-Aug	SAT	8/28	BILLINGS PO	42.0%	91.9%	9.6%	88.2%	0.3	80.8%	100.0%	79.4%
4-Sep	SAT	9/4	BILLINGS PO	42.8%	91.8%	3.3%	89.6%	0.4	81.6%	100.0%	100.0%
11-Sep	SAT	9/11	BILLINGS PO	48.4%	94.0%	16.5%	88.2%	0.2	84.4%	100.0%	90.6%
18-Sep	SAT	9/18	BILLINGS PO	49.6%	94.3%	5.0%	89.3%	0.3	85.2%	98.9%	93.0%
25-Sep	SAT	9/25	BILLINGS PO	40.5%	95.3%	14.3%	90.3%	0.3	86.3%	98.5%	97.7%
2-Oct	SAT	10/2	BILLINGS PO	44.3%	92.3%	5.9%	86.8%	0.7	84.0%	97.4%	84.6%
9-Oct	SAT	10/9	BILLINGS PO	37.5%	88.5%	9.9%	85.1%	0.4	75.8%	100.0%	86.6%
16-Oct	SAT	10/16	BILLINGS PO	45.5%	94.8%	18.5%	89.2%	0.4	81.5%	100.0%	98.4%
23-Oct	SAT	10/23	BILLINGS PO	41.2%	90.5%	2.6%	87.9%	0.5	82.5%	100.0%	91.4%
30-Oct	SAT	10/30	BILLINGS PO	42.7%	89.8%	6.5%	86.4%	0.5	85.7%	99.8%	95.3%
6-Nov	SAT	11/6	BILLINGS PO	34.8%	90.9%	3.5%	88.7%	0.6	81.8%	97.6%	88.3%
13-Nov	SAT	11/13	BILLINGS PO	44.1%	89.2%	0.2%	88.0%	0.8	75.7%	100.0%	94.7%
20-Nov	SAT	11/20	BILLINGS PO	60.0%	89.2%	1.7%	85.2%	0.5	78.1%	98.1%	68.4%
27-Nov	SAT	11/27	BILLINGS PO	30.8%	78.5%	5.5%	85.9%	0.3	75.6%	97.8%	53.3%
4-Dec	SAT	12/4	BILLINGS PO	37.6%	82.3%	2.3%	92.0%	0.3	79.7%	100.0%	84.2%
11-Dec	SAT	12/11	BILLINGS PO	42.2%	83.5%	0.0%	91.6%	1.2	78.4%	100.0%	86.8%
18-Dec	SAT	12/18	BILLINGS PO	44.1%	81.7%	0.0%	89.2%	1.2	78.4%	98.7%	90.1%
25-Dec	SAT	12/25	BILLINGS PO	39.9%	86.2%	2.2%	88.5%	0.5	79.5%	98.7%	72.7%
1-Jan	SAT	1/1	BILLINGS PO	33.7%	78.1%	30.0%	87.6%	1.0	77.7%	93.2%	64.2%
8-Jan	SAT	1/8	BILLINGS PO	41.2%	82.4%	5.1%	92.4%	0.9	82.6%	98.9%	76.3%
15-Jan	SAT	1/15	BILLINGS PO	39.2%	86.5%	14.7%	92.2%	0.5	78.1%	99.5%	90.5%

No 24-Hour Indicators for Miles City

rev 04/2/2008

MAP

Last Saved: June 9, 2011

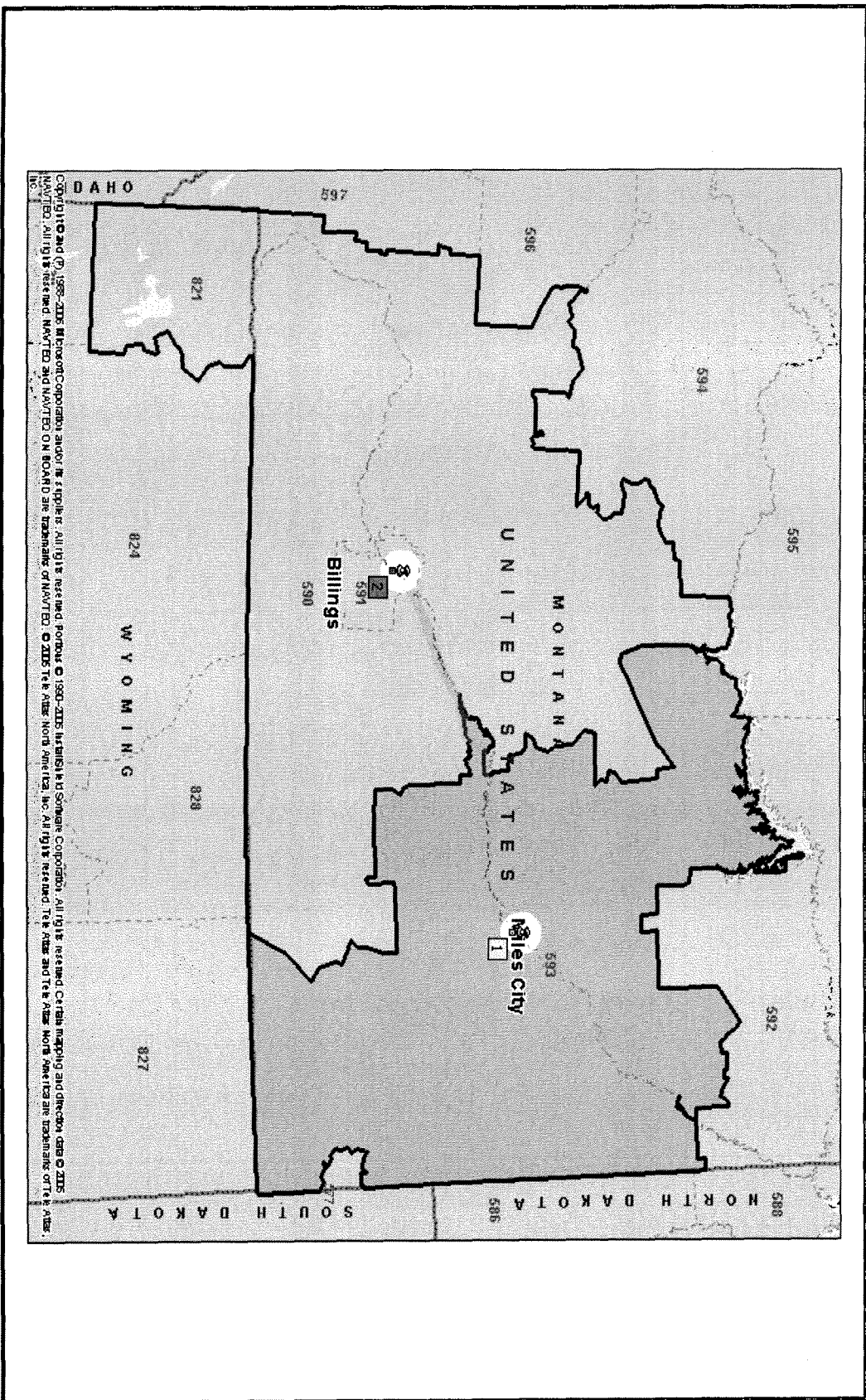
Lossing Facility Name and Type: Miles City CSMPC

Current 3D ZIP Code(s): 593

Miles to Gaining Facility: 145

Gaining Facility Name and Type: Billings P&DC

Current 3D ZIP Code(s): 590, 591, 821



Copyright © 1998-2011 InterComp Corporation and/or its affiliates. All rights reserved. PostNet © 1990-2011 InterComp Corporation. All rights reserved. Certain mapping and direction data © 2011 InterComp Corporation. All rights reserved. NAVTEQ and NAVTEQ ON BOARD are trademarks of NAVTEQ. © 2011 The Atlas North America, Inc. All rights reserved. The Atlas and The Atlas North America are trademarks of The Atlas.

rev 03/20/2008

Service Standard Impacts

Last Saved: June 9, 2011

Losing Facility: Miles City CSMPC

Losing Facility 3D ZIP Code(s): 593
 Gaining Facility 3D ZIP Code(s): 590, 591, 821

Based on report prepared by Network Integration Support dated: 3/10/2011 Orig/Dest

Service Standard Changes - Average Daily Volume (data obtained from ODIS is derived from sampling and may vary from actual volume)

	FCM		PRI		PER *		STD *		PSVC		ALL CLASSES	
	Overnight	% Change	All Others	% Change	All	% Change	All	% Change	All	% Change	All	% Change
UPGRADE	3.1%		0.0%		1.0%		1.1%		0.0%		1.9%	
DOWNGRADE	1.1%		0.0%		0.4%		0.1%		0.0%		0.0%	
TOTAL	4.2%		0.0%		1.4%		1.2%		0.0%		1.9%	
NET UP+NO CHNG	1.9%		0.0%		0.7%		1.0%		0.0%		1.9%	
VOLUME TOTAL												

* - Periodical and Standard mail origin 3-digit ZIP Code to destination 3-digit ZIP Code volume is not available
 Selected summary fields are transferred to the Executive Summary

Service Standard Changes - Pairs

	FCM		PRI		PER		STD		PSVC		ALL CLASSES	
	Overnight	% Change	All Others	% Change	All	% Change	All	% Change	All	% Change	All	% Change
UPGRADE	5	14.7%	0	0.0%	5	0.1%	688	9.3%	928	12.6%	6	0.1%
DOWNGRADE	2	5.9%	0	0.0%	2	0.0%	6	0.1%	1	0.0%	0	0.0%
TOTAL	7	20.6%	0	0.0%	7	0.1%	694	9.4%	929	12.6%	6	0.1%
NET	3	8.8%	0	0.0%	3	0.0%	682	9.3%	927	12.6%	6	0.1%

Stakeholders Notification

(WorkBook Tab Notification - 1)

Last Saved: June 9, 2011

Stakeholder Notification Page 1

Lossing Facility: Miles City CSMPC

AMP Event: Start of Study

Employees

Stand-up Talk

(Method)

03/18/2011

(Date)

Newsbreak

(Method)

03/18/2011

(Date)

Employee Organizations



(Contact Person)

President, APWU

(Title/Union)

03/18/2011

(Date)

President, NPMHU

(Title/Union)

03/18/2011

(Date)

Area Vice President, NAPS

(Title/Union)

03/18/2011

(Date)

MT Chapter President, NAPUS

(Title/Union)

03/18/2011

(Date)

Western Regional Coord., APWU

(Title/Union)

03/18/2011

(Date)

National Business Agent, NALC

(Title/Union)

03/18/2011

(Date)

Western Regional Director, NPMHU

(Title/Union)

03/18/2011

(Date)

Executive Committeeman, NRLCA

(Title/Union)

03/18/2011

(Date)

Western Area Coordinator, League of Postm.

(Title/Union)

03/18/2011

(Date)

President, NPMHU

(Title/Union)

03/18/2011

(Date)

President, NAPS

(Title/Union)

03/18/2011

(Date)

President, NRLCA

(Title/Union)

03/18/2011

(Date)

President, League

(Title/Union)

03/18/2011

(Date)

President, APWU

(Title/Union)

03/18/2011

(Date)

APWU, Miles City

(Title/Union)

03/18/2011

(Date)

Government Officials

Denny Rehberg

(Contact Person)

House of Representatives

(Title/Office)

03/18/2011

(Date)

Jon Tester

(Contact Person)

United States Senate

(Title/Office)

03/18/2011

(Date)

Max Baucus

(Contact Person)

United States Senate

(Title/Office)

03/18/2011

(Date)

Media



Miles City Star

(Company Name)

03/18/2011

(Date)

Stakeholders Notification (continued)


(WorkBook Tab Notification - 1)

Stakeholder Notification Page 2


Losng Facility: Miles City CSMPC

AMP Event: Start of Study

Community Organizations/Groups

 (Contact Person)	Mayor, Miles City (Organization Name)	03/18/2011 Date
---	---	---------------------------

Local Mailers

 (Number Contacted)	Stockman Bank (List Filename & Location)	03/18/2011 Date
	Star Printing (List Filename & Location)	03/18/2011 Date
	Tradewind Shopper (List Filename & Location)	03/18/2011 Date
	The Miles City Star (List Filename & Location)	03/18/2011 Date
	City of Miles City (List Filename & Location)	03/18/2011 Date
	Powder River Examiner (List Filename & Location)	03/18/2011 Date
	Miles City Chamber of Commerce (List Filename & Location)	03/18/2011 Date

Workhour Costs - Current
Last Saved: June 9, 2011

Lossing Facility: Miles City CSMP
Date Range of Data: 01/01/10 -> 12/31/10

Lossing Current Workhour Rate by LDC

LDC	Function 1	Function 4
11	\$0.00	\$0.00
12	\$0.00	\$0.00
13	\$0.00	\$47.29
14	\$0.00	\$32.71
15	\$0.00	\$35.48
16	\$0.00	\$0.00
17	\$0.00	\$0.00
18	\$0.00	\$33.98

Gaining Facility: Billings P&DC

Gaining Current Workhour Rate by LDC

LDC	Function 1	Function 4
11	\$37.93	\$0.00
12	\$45.53	\$0.00
13	\$39.89	\$0.00
14	\$38.55	\$34.05
15	\$35.82	\$53.51
16	\$0.00	\$0.00
17	\$40.36	\$0.00
18	\$38.56	\$39.72

(1) Current Operation Numbers	(2) % Moved to Gaining	(3) Current Annual FHP Volume	(4) Current Annual TPH or NATPH Volume	(5) Current Annual Workhours	(6) Current Productivity (TPH or NATPH)	(7) Current Annual Workhour Costs
037	80.0%	0				\$46,203
076	80.0%	0				\$26,300
241	50.0%	0				\$162,682
079		0				\$42,554
769		0				\$33,433

(8) Current Operation Numbers	(9) % Moved to Lossing	(10) Current Annual FHP Volume	(11) Current Annual TPH or NATPH Volume	(12) Current Annual Workhours	(13) Current Productivity (TPH or NATPH)	(14) Current Annual Workhour Costs
030						\$137,644
060						\$41,566
560						\$14,722
079						\$0
769						\$60,265
010						\$132,125
014						\$45,902
015						\$37,076
018						\$45,406
021						\$0
022						\$0
030dup						\$0
040						\$24,185
043						\$170,847
044						\$26,198
051						\$0
053						\$0
054						\$362
055						\$0
060dup						\$0
066						\$1,727
067						\$3,668
073						\$100,061
074						\$79,781
083						\$10,454
084						\$86,873
087						\$307
088						\$360
089						\$32,903
091						\$20,934
092						\$18,689
093						\$23,836
094						\$4,237
095						\$2,344
096						\$3,960
097						\$16,466
098						\$23,506
099						\$21,588
100						\$2,680
110						\$46,544

(1) Proposed Operation Numbers	(2) Proposed Annual FHP Volume	(3) Proposed Annual TPH or NATPH Volume	(4) Proposed Annual Workhours	(5) Proposed Productivity (TPH or NATPH)	(6) Proposed Annual Workhour Costs
---	---	--	--	---	---

(13) New Flow Adjustments at Losing Facility

Op#	FHP	TPH/NATPH	Workhours	Productivity	Workhour Cost
Totals	0	0	0	No Calc	\$0

(7) Proposed Operation Numbers	(8) Proposed Annual FHP Volume	(9) Proposed Annual TPH or NATPH Volume	(10) Proposed Annual Workhours	(11) Proposed Productivity (TPH or NATPH)	(12) Proposed Annual Workhour Costs
---	---	--	---	--	--

(14) New Flow Adjustments at Gaining Facility

Op#	FHP	TPH/NATPH	Workhours	Productivity	Workhour Cost
Totals	0	0	0	No Calc	\$0

Combined Current Annual Workhour Cost : **\$11,669,224**
 (This number brought forward from Workhour Costs - Current)

Proposed Annual Workhour Cost : **\$11,574,786**
 (Total of Columns 6 and 12 on this page)

Minimum Function 1 Workhour Savings : **\$25,963**
 (This number represents proposed workhour savings with no productivity improvements applied to operations at the gaining facility)

Function 1 Workhour Savings : **\$94,438**
 (This number equals the difference in the current and proposed workhour cost above and is carried forward to the Executive Summary)

Comb Totals					
Impact to Gain	4,197,962	10,144,771	8,219	1,234	\$334,743
Impact to Lose	0	0	0	No Calc	\$0
Total Impact	4,197,962	10,144,771	8,219	1,234	\$334,743
Non-impacted	0	1,203,927	3,690	326	\$136,252
Gain Only	313,641,959	699,218,758	280,661	2,491	\$11,103,791
Total Backlog Sell	317,839,921	710,567,456	292,570	2,429	\$11,574,786
Loss Adj	0	0	0	No Calc	\$0
Gain Adj	0	0	0	No Calc	\$0
All	317,839,921	710,567,456	292,570	2,429	\$11,574,786

Cost	Proposed	Change	Change %
Comb Current	317,839,921	710,567,456	294,346
Proposed	317,839,921	710,567,456	292,570
Change	0	(1,776)	(1.776)
Impact	0	0	(1.776)
Change %	0.0%	0.0%	-0.6%

rev 04/02/2009

Other Workhour Move Analysis

Lossing Facility: Miles City CSMPC

Gaining Facility: Billings P&DC

Last Saved: June 9, 2011

Date Range of Data: _____

01/01/10 to 12/31/10

Current Other Craft Workhours

Current MOOS Operation Number	Percent Moved to Gaining (%)	Reduction Due to EGS (%)	Current Annual Workhours	Current Annual Workhour Cost (\$)
065				\$131,098
365				\$117,539
421				\$147,374
713				\$327,098
714				\$150,210
731				\$5,747
743				\$152
747				\$23,192
753				\$49,678

Gaining Facility

Current MOOS Operation Number	Percent Moved to Lossing (%)	Reduction Due to EGS (%)	Current Annual Workhours	Current Annual Workhour Cost (\$)
065				\$0
365				\$0
421				\$0
713				\$0
714				\$0
731				\$81,646
743				\$2,280
747				\$1,284,537
753				\$1,190,011
085				\$207
353				\$1,748
354				\$1,726
515				\$25
544				\$199,622
550				\$254,665
558				\$138,829
566				\$66,110
568				\$214,059
591				\$146,342
608				\$20
613				\$31,339
616				\$21
621				\$751
622				\$12,193
632				\$62
633				\$154,621
647				\$158,816
653				\$79,076
660				\$73,641
661				\$74,754
662				\$20,963
683				\$140,780
685				\$141,892
686				\$65,529
688				\$515,715
673				\$278,933
725				\$1,435,726
726				\$895,172
742				\$12,262
745				\$232,226
750				\$1,657,812
796				\$14

Proposed Other Craft Workhours

Proposed MOOS Operation Number	Proposed Annual Workhours	Proposed Annual Workhour Cost (\$)
065		\$131,098
365		\$117,539
421		\$147,374
713		\$327,098
714		\$150,210
731		\$5,747
743		\$152
747		\$23,192
753		\$49,678

Gaining Facility

Proposed MOOS Operation Number	Proposed Annual Workhours	Proposed Annual Workhour Cost (\$)
065		\$0
365		\$0
421		\$0
713		\$0
714		\$0
731		\$81,646
743		\$2,280
747		\$1,284,537
753		\$1,190,011
085		\$207
353		\$1,748
354		\$1,726
515		\$25
544		\$199,622
550		\$254,665
558		\$138,829
566		\$66,110
568		\$214,059
591		\$146,342
608		\$20
613		\$31,339
616		\$21
621		\$751
622		\$12,193
632		\$62
633		\$154,621
647		\$158,816
653		\$79,076
660		\$73,641
661		\$74,754
662		\$20,963
683		\$140,780
685		\$141,892
686		\$65,529
688		\$515,715
673		\$278,933
725		\$1,435,726
726		\$895,172
742		\$12,262
745		\$232,226
750		\$1,657,812
796		\$14

	Ops Reducing	Ops Increasing	Ops Saving At Operators			
Totals	0	0	25,723	\$0	\$0	\$952,028
						\$952,028

	Ops Reducing	Ops Increasing	Ops Saving At Operators			
Totals	0	0	217,764	\$0	\$0	\$9,364,114
						\$9,364,114

	Ops Red	Ops Inc	Ops Sav	At Ops		
Totals	0	0	25,723	\$0	\$0	\$952,028
						\$952,028

	Ops Red	Ops Inc	Ops Sav	At Ops		
Totals	0	0	217,764	\$0	\$0	\$9,364,114
						\$9,364,114

Current All Supervisory Workhours

Lossing Facility

Current MOCS Operation Number	Percent (%) Moved to Gaining	Reduction (%) Due to EoS	Current Annual Workhours	Current Annual Workhour Cost (\$)
671				\$117,082
705				\$109,480

Gaining Facility

Current MOCS Operation Number	Percent (%) Moved to Lossing	Reduction (%) Due to EoS	Current Annual Workhours	Current Annual Workhour Cost (\$)
671				\$140,614
705				\$372,406
342				\$71
758				\$191,422
927				\$194,541
928				\$638,360
933				\$96,395
951				\$442,794
952				\$71,385

Proposed All Supervisory Workhours

Lossing Facility

Proposed MOCS Operation Number	Proposed Annual Workhours	Proposed Annual Workhour Cost (\$)
671		\$117,082
705		\$109,480

Gaining Facility

Proposed MOCS Operation Number	Proposed Annual Workhours	Proposed Annual Workhour Cost (\$)
671		\$140,614
705		\$372,406
342		\$71
758		\$191,422
927		\$194,541
928		\$638,360
933		\$96,395
951		\$442,794
952		\$71,385

Current MOOS Operation Number	Percent (%) Moved to Gaining	Percent (%) Reduction Due to EAC	Current Annual Workhours	Current Annual Workhour Cost (\$)
784	50.0%			\$2,913
782				\$7,434
Totals			4,145	\$226,562
Ops-Reducing	0		0	\$0
Ops-Increasing	0		0	\$0
Ops-Staying	4,145		4,145	\$226,562
All Operations			4,145	\$226,562

Current MOOS Operation Number	Percent (%) Moved to Losing	Percent (%) Reduction Due to EAC	Current Annual Workhours	Current Annual Workhour Cost (\$)
781				\$33,556
782				\$4,804
783				\$60,541
784				\$5,867
785				\$284
Totals			41,003	\$2,147,968
Ops-Reducing	0		0	\$0
Ops-Increasing	0		0	\$0
Ops-Staying	41,003		41,003	\$2,147,968
All Operations			41,003	\$2,147,968

Proposed MOOS Operation Number	Proposed Annual Workhours	Proposed Annual Workhour Cost (\$)
784	0	\$0
782	0	\$0
783	4,145	\$226,562
785	4,145	\$226,562
Totals	8,290	\$453,124
Ops-Red	0	\$0
Ops-Inc	0	\$0
Ops-Stay	4,145	\$226,562
All Ops	4,145	\$226,562

Proposed MOOS Operation Number	Proposed Annual Workhours	Proposed Annual Workhour Cost (\$)
781	0	\$0
782	1,124	\$35,118
783	1,969	\$35,118
784	1,969	\$71,497
785	3,093	\$109,614
Totals	8,005	\$196,816
Ops-Red	0	\$0
Ops-Inc	1,124	\$35,118
Ops-Stay	1,969	\$71,497
All Ops	3,093	\$109,614

Current Workhours for LDCs Common to & Shared between Supv & Craft

Proposed Workhours for LDCs Common to & Shared between Supv & Craft

Current MOOS Operation Number	Percent (%) Moved to Gaining	Percent (%) Reduction Due to EAC	Current Annual Workhours	Current Annual Workhour Cost (\$)
784	50.0%			\$2,913
782				\$7,434
Totals			4,14	\$10,348
Ops-Reducing	0		0	\$0
Ops-Increasing	0		0	\$0
Ops-Staying	4,14		4,14	\$10,348
All Operations			4,14	\$10,348

Current MOOS Operation Number	Percent (%) Moved to Losing	Percent (%) Reduction Due to EAC	Current Annual Workhours	Current Annual Workhour Cost (\$)
781				\$33,556
782				\$4,804
783				\$60,541
784				\$5,867
785				\$284
Totals			3,093	\$105,052
Ops-Reducing	0		0	\$0
Ops-Increasing	1,074		1,074	\$33,556
Ops-Staying	1,969		1,969	\$71,497
All Operations	3,093		3,093	\$105,052

Proposed MOOS Operation Number	Proposed Annual Workhours	Proposed Annual Workhour Cost (\$)
784	50	\$1,457
782	0	\$0
783	314	\$7,434
785	364	\$9,891
Totals	678	\$18,782
Ops-Red	50	\$1,457
Ops-Inc	0	\$0
Ops-Stay	314	\$7,434
All Ops	364	\$9,891

Proposed MOOS Operation Number	Proposed Annual Workhours	Proposed Annual Workhour Cost (\$)
781	0	\$0
782	1,124	\$35,118
783	1,969	\$35,118
784	1,969	\$71,497
785	3,093	\$109,614
Totals	8,005	\$196,816
Ops-Red	0	\$0
Ops-Inc	1,124	\$35,118
Ops-Stay	1,969	\$71,497
All Ops	3,093	\$109,614

Grouped Subtotals for Transportation, Maintenance, Supervision & Flow Adjustments, along with Facility and Combined Summaries

Losing Facility			
Transportation - PVS			
LDC	Current Annual Workhours	Current Annual Workhour Cost (\$)	
31	0	\$0	
32	0	\$0	
33	0	\$0	
34	0	\$0	
93	0	\$0	
Totals	0	\$0	

Gaining Facility			
Transportation - PVS			
LDC	Current Annual Workhours	Current Annual Workhour Cost (\$)	
31	0	\$0	
32	0	\$0	
33	0	\$158,816	
34	0	\$0	
93	0	\$0	
Totals	0	\$158,816	

Losing Facility			
Transportation - PVS			
LDC	Proposed Annual Workhours	Proposed Annual Workhour Cost (\$)	
31	0	\$0	
32	0	\$0	
33	0	\$0	
34	0	\$0	
93	0	\$0	
Totals	0	\$0	

Gaining Facility			
Transportation - PVS			
LDC	Proposed Annual Workhours	Proposed Annual Workhour Cost (\$)	
31	0	\$0	
32	0	\$0	
33	0	\$158,816	
34	0	\$0	
93	0	\$0	
Totals	4,005	\$196,816	

Subject to Trans-PVS Tab
 Ops 617, 619, 764 (31)
 Ops 765, 766 (34)

Subject to Trans-PVS Tab
 Ops 617, 619, 764 (31)
 Ops 765, 766 (34)

Ops 617, 619, 764 (31)
 Ops 765, 766 (34)

Ops 617, 619, 764 (31)
 Ops 765, 766 (34)

Staffing - Management

Last Saved: June 9, 2011

Losing Facility: Miles City CSMPC

Data Extraction Date: 03/19/11

Finance Number:

Management Positions						
Line	(1) Position Title	(2) Level	(3) Current Auth Staffing	(4) Current On-Rolls	(5) Proposed Staffing	(6) Difference
1	POSTMASTER	EAS-20	1	1	1	0
2	SUPV CUSTOMER SERVICES	EAS-17	1	1	1	0
3						
4						
5						
6						
7						
8						
9						
10						
11						
12						
13						
14						
15						
16						
17						
18						
19						
20						
21						
22						
23						
24						
25						
26						
27						
28						
29						
30						
31						
32						
33						
34						
35						
36						
37						
38						
39						
40						
41						
42						
43						

44						
45						
46						
47						
48						
49						
50						
51						
52						
53						
54						
55						
56						
57						
58						
59						
60						
61						
62						
63						
64						
65						
66						
67						
68						
69						
70						
71						
72						
73						
74						
75						
76						
77						
78						
79						
	Totals		2	2	2	0

Retirement Eligibles: 0

Position Loss: 0

Gaining Facility: Billings P&DC

Data Extraction Date: 03/19/11

Finance Number: [REDACTED]

Management Positions

Line	(12) Position Title	(13) Level	(14) Current Auth Staffing	(15) Current On-Rolls	(16) Proposed Staffing	(17) Difference
1	POSTMASTER (F)	EAS-24	1	1	1	0
2	MGR MAIL PROCESSING OPERATIONS	EAS-22	1	1	1	0
3	MGR CUSTOMER SERVICES	EAS-21	1	1	1	0
4	MGR MAINTENANCE (LEAD)	EAS-21	1	1	1	0
5	OPERATIONS INDUSTRIAL ENGINEER (FI	EAS-21	1	0	1	1
6	MGR DISTRIBUTION OPERATIONS	EAS-19	1	1	1	0
7	MGR FIELD MAINT OPRNS (LEAD)	EAS-19	1	1	1	0
8	MGR TRANSPORTATION/NETWORKS	EAS-18	1	1	1	0
9	OPERATIONS SUPPORT SPECIALIST	EAS-18	1	0	1	1
10	OPERATIONS SUPPORT SPECIALIST	EAS-17	6	6	6	0
11	SUPV CUSTOMER SERVICES	EAS-17	3	3	3	0
12	SUPV DISTRIBUTION OPERATIONS	EAS-17	7	6	7	1
13	SUPV MAINTENANCE OPERATIONS	EAS-17	4	4	4	0
14	NETWORKS SPECIALIST	EAS-16	1	1	1	0
15						
16						
17						
18						
19						
20						
21						
22						
23						
24						
25						
26						
27						
28						
29						
30						
31						
32						
33						
34						
35						
36						
37						
38						
39						
40						
41						
42						
43						
44						
45						
46						

47						
48						
49						
50						
51						
52						
53						
54						
55						
56						
57						
58						
59						
60						
61						
62						
63						
64						
65						
66						
67						
68						
69						
70						
71						
72						
73						
74						
75						
76						
77						
78						
79						
	Total		30	27	30	3

Retirement Eligibles: 6

Position Loss: (3)

Total PCES/EAS Position Loss: (3) (This number carried forward to the *Executive Summary*)

rev 11/05/2008

Staffing - Craft

Last Saved: June 9, 2011

Losing Facility: Miles City CSMPC

Finance Number: [REDACTED]

Data Extraction Date: 03/19/11

Craft Positions	(1) Casuals On-Rolls	(2) Part Time On-Rolls	(3) Full Time On-Rolls	(4) Total On-Rolls	(5) Total Proposed	(6) Difference
Function 1 - Clerk	0	0	0	0		
Function 4 - Clerk	0	5	3	8	7	(1)
Function 1 - Mail Handler	0	0	0	0		
Function 4 - Mail Handler	0	0	0	0		
Function 1 & 4 Sub-Total	0	5	3	8	7	(1)
Function 3A - Vehicle Service	0	0	0	0		
Function 3B - Maintenance	0	0	1	1	1	0
Functions 67-69 - Lmtd/Rehab/WC	0	0	0	0		
Other Functions	0	0	6	6	6	0
Total	0	5	10	15	14	(1)

Retirement Eligibles: 2

Gaining Facility: Billings P&DC

Finance Number: [REDACTED]

Data Extraction Date: 03/19/11

Craft Positions	(7) Casuals On-Rolls	(8) Part Time On-Rolls	(9) Full Time On-Rolls	(10) Total On-Rolls	(11) Total Proposed	(12) Difference
Function 1 - Clerk	10	0	96	106	106	0
Function 1 - Mail Handler	1	2	38	41	41	0
Function 1 Sub-Total	11	2	134	147	147	0
Function 3A - Vehicle Service	0	0	0	0		
Function 3B - Maintenance	0	0	59	59	59	0
Functions 67-69 - Lmtd/Rehab/WC	0	0	0	0		
Other Functions	0	2	68	70	70	0
Total	11	4	261	276	276	0

Retirement Eligibles: 66

Total Craft Position Loss: 1 (This number carried forward to the Executive Summary)

(13) Notes:

rev 11/05/2008

Maintenance

Last Saved: June 9, 2011

Lossing Facility: Miles City CSMPC

Date Range of Data: Jan-01-2010 : Dec-31-2010

Gaining Facility: Billings P&DC

	(1) Current Cost	(2) Proposed Cost	(3) Difference	(4) Current Cost	(5) Proposed Cost	(6) Difference	
Workhour Activity							
LDC 36 Mail Processing Equipment	\$ 0	\$ 0	0	LDC 36 Mail Processing Equipment	\$ 1,657,812	\$ 1,657,812	0
LDC 37 Building Equipment	\$ 49,678	\$ 49,678	0	LDC 37 Building Equipment	\$ 1,190,011	\$ 1,190,011	0
LDC 38 Building Services (Custodial Cleaning)	\$ 23,192	\$ 23,192	0	LDC 38 Building Services (Custodial Cleaning)	\$ 1,284,537	\$ 1,284,537	0
LDC 39 Maintenance Operations Support	\$ 0	\$ 0	0	LDC 39 Maintenance Operations Support	\$ 232,247	\$ 232,247	0
LDC 93 Maintenance Training	\$ 0	\$ 0	0	LDC 93 Maintenance Training	\$ 60,541	\$ 60,541	0
Workhour Cost Subtotal	\$ 72,870	\$ 72,870	0	Workhour Cost Subtotal	\$ 4,425,148	\$ 4,425,148	0
Other Related Maintenance & Facility Costs				Other Related Maintenance & Facility Costs			
Total Maintenance Parts, Supplies & Facility Utilities	\$ 37,182	\$ 36,810	(372)	Total Maintenance Parts, Supplies & Facility Utilities	\$ 631,414	\$ 631,414	0
Adjustments (from Other Curr vs Prop)	\$ 0	\$ 0	0	Adjustments (from Other Curr vs Prop)	\$ 0	\$ 0	0
Grand Total	\$ 110,052	\$ 109,680	(372)	Grand Total	\$ 5,056,562	\$ 5,056,562	0

Annual Maintenance Savings:

\$372

(This number carried forward to the Executive Summary)

(7) Notes:

rev 04/13/2009

Transportation - PVS
Last Saved: June 9, 2011

Losing Facility: Miles City CSMPC
 Finance Number: [REDACTED]
 Date Range of Data: 01/01/10 -- to -- 12/31/10

Gaining Facility: Billings P&DC
 Finance Number: [REDACTED]

	(1) Current	(2) Proposed	(3) Difference
PVS Owned Equipment			
Seven Ton Trucks			0
Eleven Ton Trucks			0
Single Axle Tractors			0
Tandem Axle Tractors			0
Spotters			0
PVS Transportation			
Total Number of Schedules			0
Total Annual Mileage			0
Total Mileage Costs			\$0
PVS Leases			
Total Vehicles Leased			0
Total Lease Costs			\$0
PVS Workhour Costs			
LDC 31 (617, 679, 764)	\$0	\$0	\$0
LDC 34 (765, 766)	\$0	\$0	\$0
Adjustments (from "Other Curt vs Prop" tab)		\$0	
Total Workhour Costs	\$0	\$0	\$0

	(4) Current	(5) Proposed	(6) Difference
PVS Owned Equipment			
Seven Ton Trucks			0
Eleven Ton Trucks			0
Single Axle Tractors			0
Tandem Axle Tractors			0
Spotters			0
PVS Transportation			
Total Number of Schedules			0
Total Annual Mileage			0
Total Mileage Costs			\$0
PVS Leases			
Total Vehicles Leased			0
Total Lease Costs			\$0
PVS Workhour Costs			
LDC 31 (617, 679, 764)	\$0	\$0	\$0
LDC 34 (765, 766)	\$0	\$0	\$0
Adjustments (from "Other Curt vs Prop" tab)		\$0	
Total Workhour Costs	\$0	\$0	\$0

PVS Transportation Savings (Losing Facility):

PVS Transportation Savings (Gaining Facility):

Total PVS Transportation Savings: <<== (This number is surmised with Total from "Trans-HCR" and carried forward to the Executive Summary as Transportation Savings)

(7) Notes:

Distribution Changes

Last Saved: June 9, 2011

Losing Facility: Miles City CSMPC

Type of Distribution to Consolidate Orig & Dest

Indicate each DMM labeling list affected by placing an "X" to the left of the list.

DMM L001	DMM L011
X DMM L002	X DMM L201
DMM L003	DMM L601
DMM L004	DMM L802
X DMM L005	DMM L803
DMM L006	DMM L804
DMM L007	DMM L805
DMM L008	DMM L808
DMM L009	X DMM L807
DMM L010	DMM L801

If revisions to DMM L005 or DMM L201 are needed, indicate proposed DMM label change below.

(2) DMM Labeling List L005 - 3-Digit ZIP Code Prefix Groups - SCF Sortation		
From:		
Action Code*	Column A - 3-Digit ZIP Code Prefix Group	Column B - Label to
D	593	MILES CITY MT 593 S
CF	590, 591, 821	SCF BILLINGS MT 590
To:		
Action Code*	Column A - 3-Digit ZIP Code Prefix Group	Column B - Label to
CT	590, 591, 593, 821	SCF BILLINGS MT 590

*Action Codes: A=add D=delete CF=change from CT=change to

Important Note: Section 2 & 3 illustrate possible changes to DMM labeling lists. Section 2 relates to consolidation of Destination Operations. Section 3 pertains to Originating Operations. The Area Distribution Network group will submit appropriate requests for DMM changes after AMP approval.

(3) **DMM Labeling List L201 - Periodicals Origin Split**

Action Code*	Column A - Entry ZIP Codes	Column B - 3-Digit ZIP Code Destinations	Column C - Label to
D	593	540, 546-548, 550, 551, 553-567, 570-577, 580-588, 590-599, 800-816, 820-838, 840-847, 850-853, 855-857, 859, 860, 863-865, 870-875, 877-879, 889-891, 893-895, 897, 898, 961, 970-986, 988-994, 998, 999	OMX MILES CITY MT 593
CF	590, 591, 821	540, 546-548, 550, 551, 553-567, 570-577, 580-588, 590-599, 800-816, 820-838, 840-847, 850-853, 855-857, 859, 860, 863-865, 870-875, 877-879, 889-891, 893-895, 897, 898, 961, 970-986, 988-994, 998, 999	OMX BILLINGS MT 590
CT	590, 591, 593, 821	540, 546-548, 550, 551, 553-567, 570-577, 580-588, 590-599, 800-816, 820-838, 840-847, 850-853, 855-857, 859, 860, 863-865, 870-875, 877-879, 889-891, 893-895, 897, 898, 961, 970-986, 988-994, 998, 999	OMX BILLINGS MT 590

*Action Codes: A=add D=delete CF=change from CT=change to

(4) **Drop Shipments for Destination Entry Discounts - FAST Appointment Summary Report**

Month	Losing/Gaining	NASS Code	Facility Name	Total Sched Appts	No-Show		Late Arrival		Open		Closed		Unschd Count
					Count	%	Count	%	Count	%	Count	%	
Jan '11	Losing Facility	593	Miles City	14	14	100%	0	0%	0	0%	0	0%	0
Feb '11	Losing Facility	593	Miles City	10	10	100%	0	0%	0	0%	0	0%	0
Jan '11	Gaining Facility	590	Billings	387	56	14%	99	26%	0	0%	331	86%	3
Feb '11	Gaining Facility	590	Billings	347	57	16%	98	28%	0	0%	290	84%	2

(5) **Notes**

Upon approval of AMP, L002 & L807 will require changes. Approval will also require the coordination of the publication of labeling list changes with the area FAST coordinator for the redirection of drop shipments

rev 5/14/2009

MPE Inventory

Last Saved: June 20, 2011

Gaining Facility: Billings R&DC

Losing Facility: Miles City CSMPC

Data Extraction Date: 03/11/11

Equipment Type	(1) Current Number	(2) Proposed Number	(3) Difference
AFCS	0	0	0
AFSM - ALL	0	0	0
APPS	0	0	0
CIOSS	0	0	0
CSBCS	0	0	0
DBCS	0	0	0
DBCS-OSS	0	0	0
DIOSS	0	0	0
FSS	0	0	0
SPBS	0	0	0
UFSM	0	0	0
FC / MICRO MARK	0	0	0
ROBOT GANTRY	0	0	0
HSTS / HSUS	0	0	0
LCTS / LCUS	0	0	0
LIPS	0	0	0
MLOCR-ISS	0	0	0
MPBCS-OSS	0	0	0
TABBER	0	0	0

Equipment Type	(4) Current Number	(5) Proposed Number	(6) Difference	(7) Excess Equipment	(8) Relocation Costs
AFCS	1	1	0	0	
AFSM 100	1	1	0	0	
APPS	0	0	0	0	
CIOSS	1	1	0	0	
CSBCS	0	0	0	0	
DBCS	4	4	0	0	
DBCS-OSS	2	2	0	0	
DIOSS	1	1	0	0	
FSS	0	0	0	0	
SPBS	1	1	0	0	
UFSM	0	0	0	0	
FC / MICRO MARK	1	1	0	0	
ROBOT GANTRY	0	0	0	0	
HSTS / HSUS	0	0	0	0	
LCTS / LCUS	1	1	0	0	
LIPS	0	0	0	0	
MLOCR-ISS	0	0	0	0	
MPBCS-OSS	0	0	0	0	
TABBER	0	0	0	0	

Mail Processing Equipment Relocation Costs from Losing to Gaining Facility: \$0

(This number is carried forward to Space Evaluation and Other Costs)

(9) Notes: FC/MicroMark = Facer Cancellor. Billings has 1 LCREM.

rev 03/04/2008

Customer Service Issues

Last Saved: June 9, 2011

Losing Facility: Miles City CSMP

5-Digit ZIP Code: 59301

Data Extraction Date: 03/20/11

1. Collection Points
 Number picked up before 1 p.m.
 Number picked up between 1-5 p.m.
 Number picked up after 5 p.m.
 Total Number of Collection Points

3-Digit ZIP Code: 593		3-Digit ZIP Code:		3-Digit ZIP Code:		3-Digit ZIP Code:	
Current		Current		Current		Current	
Mon. - Fri.	Sat.	Mon. - Fri.	Sat.	Mon. - Fri.	Sat.	Mon. - Fri.	Sat.
13	54						
63	22						
10	8						
86	84	0	0	0	0	0	0

2. How many collection boxes are designated for "local delivery"?

3. How many "local delivery" boxes will be removed as a result of AMP?

4. Delivery Performance Report

% Carriers returning before 5 p.m.

Quarter/FY	Percent
Q2 FY 2010	71.2%
Q3 FY 2010	77.8%
Q4 FY 2010	69.1%
Q1 FY 2011	54.6%

5. Retail Unit Inside Losing Facility (Window Service Times)

	Current		Proposed	
	Start	End	Start	End
Monday	8:00 AM	5:30 PM	8:00 AM	5:30 PM
Tuesday	8:00 AM	5:30 PM	8:00 AM	5:30 PM
Wednesday	8:00 AM	5:30 PM	8:00 AM	5:30 PM
Thursday	8:00 AM	5:30 PM	8:00 AM	5:30 PM
Friday	8:00 AM	5:30 PM	8:00 AM	5:30 PM
Saturday	9:00 AM	12:00 PM	9:00 AM	12:00 PM

6. Business (Bulk) Mail Acceptance Hours

	Current		Proposed	
	Start	End	Start	End
Monday	9:00 AM	4:00 PM	9:00 AM	4:00 PM
Tuesday	9:00 AM	4:00 PM	9:00 AM	4:00 PM
Wednesday	9:00 AM	4:00 PM	9:00 AM	4:00 PM
Thursday	9:00 AM	4:00 PM	9:00 AM	4:00 PM
Friday	9:00 AM	4:00 PM	9:00 AM	4:00 PM
Saturday	closed	closed	closed	closed

7. Can customers obtain a local postmark in accordance with applicable policies in the Postal Operations Manual?

8. Notes:

Gaining Facility: Billings P&DC

9. What postmark will be printed on collection mail?

Line 1 BILLINGS MT 59101

Line 2

REV 6/18/2008

Space Evaluation and Other Costs

Last Saved: June 9, 2011

Losing Facility: Miles City CSMPC

Space Evaluation

1. Affected Facility

Facility Name: Miles City
 Street Address: 106 N 7th St
 City, State ZIP: Miles City, MT 59301

2. Lease Information. (If not leased skip to 3 below.)

Enter annual lease cost: _____
 Enter lease expiration date: _____
 Enter lease options/terms: _____

3. Current Square Footage

Enter the total interior square footage of the facility: 26,915
 Enter gained square footage expected with the AMP: 100

4. Planned use for acquired space from approved AMP

Miles City currently located in alternate facility due to vapor intrusion incident.

5. Facility Costs

Enter any projected one-time facility costs: \$0
 (This number shown below under One-Time Costs section.)

6. Savings Information

Space Savings (\$): _____
 (This number carried forward to the *Executive Summary*)

7. Notes _____

One-Time Costs

Employee Relocation Costs: \$0

Mail Processing Equipment Relocation Costs: \$0
 (from MPE Inventory)

Facility Costs: \$0
 (from above)

Total One-Time Costs: \$0
 (This number carried forward to *Executive Summary*)

Remote Encoding Center Cost per 1000

Losing Facility: Miles City CSMPC

Gaining Facility: Billings P&DC

YTD Range of Report: FY 10

(1) Product	(2) Associated REC	(3) Current Cost per 1,000 Images
Letters	N/A	
Flats	N/A	
PARS COA	N/A	
PARS Redirects	N/A	
APPS	N/A	

(4) Product	(5) Associated REC	(6) Current Cost per 1,000 Images
Letters	Salt Lake City	\$34.66
Flats	Salt Lake City	\$32.43
PARS COA	Salt Lake City	\$184.27
PARS Redirects	Salt Lake City	\$33.96
APPS	N/A	

rev 8/24/2008